

# **(EN) Assembly instructions**

**(DE) Montageanleitung**

**(FI) Kokoonpano-ohjeet**

**(HR) Skupština Upute**

**(FR) Notice de Montage**

**(IT) Istruzioni di Montaggio**

**(BS) Skupština Uputstvo**

**(NL) Montage Instructies**

**(CS) Montážní Návod**

**(RO) Instrucțiuni de Asamblare**

**(DA) Montagevejledning**

**(PL) Instrukcja Montażu**

**(RU) Инструкция по Монтажу**

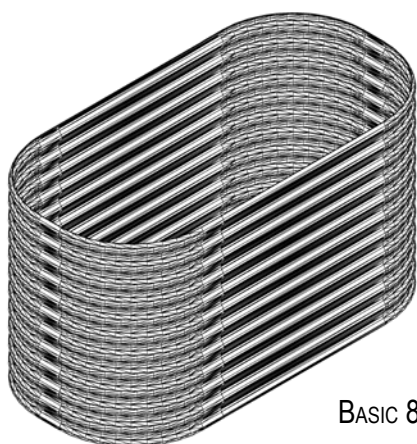
**(SV) Monteringsanvisning**

**(SL) Navodila za Montažo**

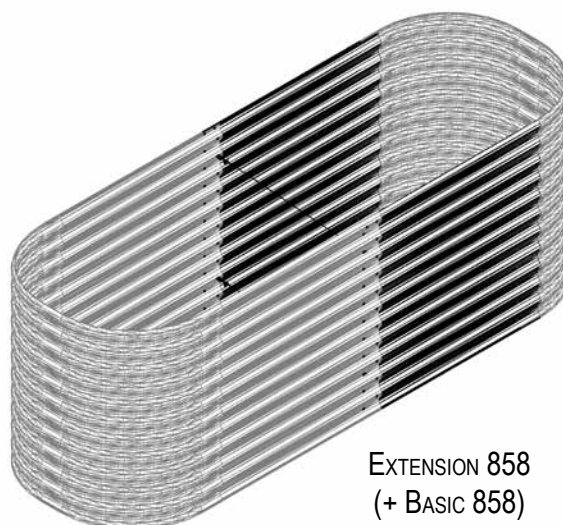
**(UK) Інструкція по монтажу**

**(NO) Montasjeveiledning**

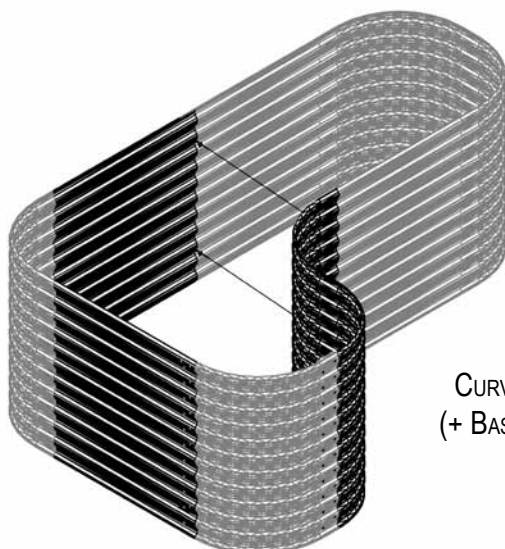
**(HU) Szerelési útmutató**




**BASIC 858**



**EXTENSION 858  
(+ BASIC 858)**



**CURVE 858  
(+ BASIC 858)**



**ROUND 858**

**Vitavía**  
- makes living grow

## **RAISED GARDEN BED**

**- BASIC 858**

**- EXTENSION 858**

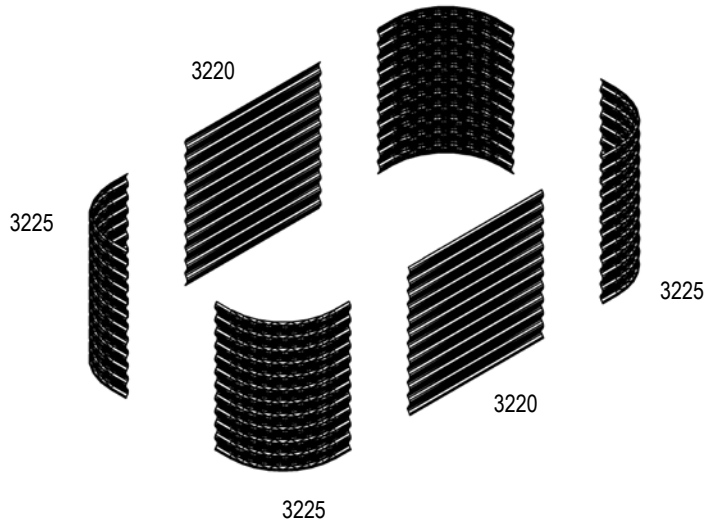
**- CURVE 858**

**- ROUND 858**

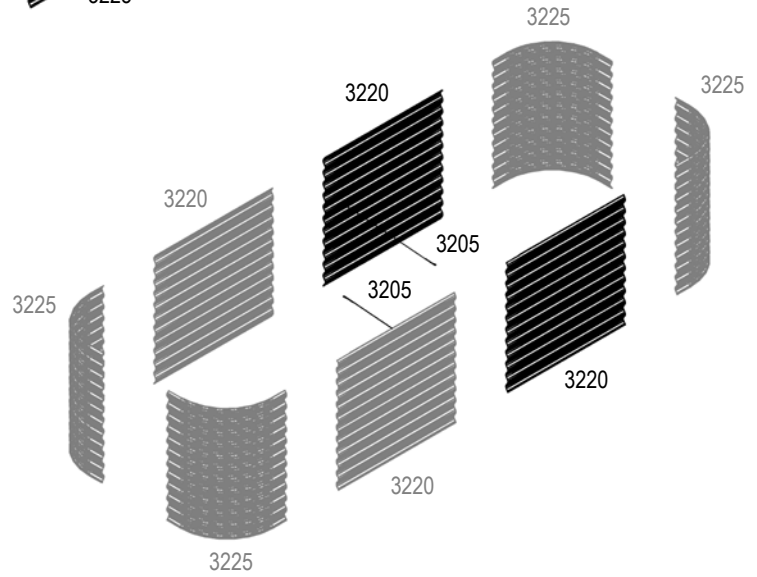
# 1

BASIC 858

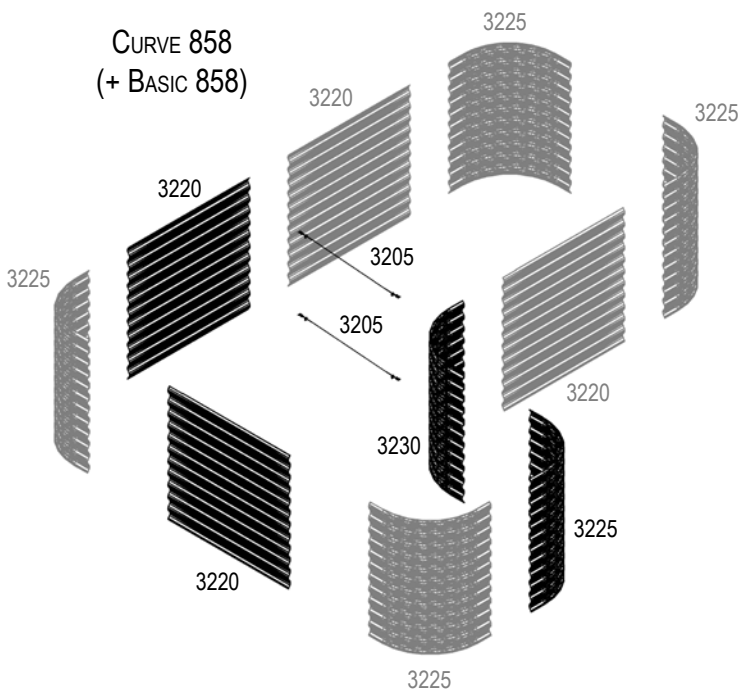
3225



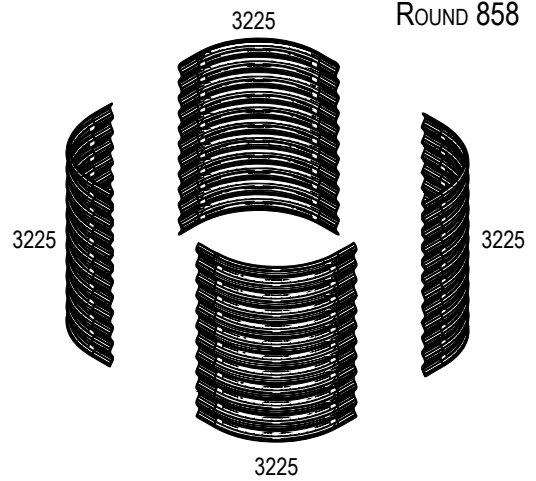
EXTENSION 858  
(+ BASIC 858)



CURVE 858  
(+ BASIC 858)


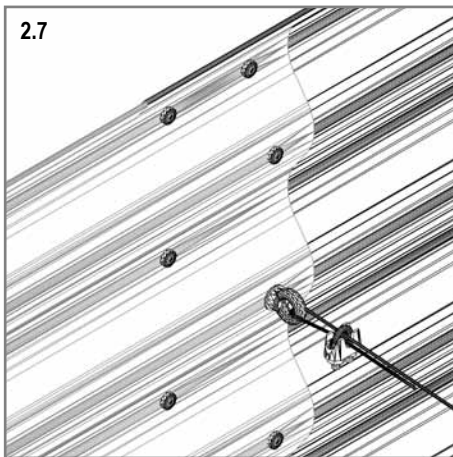
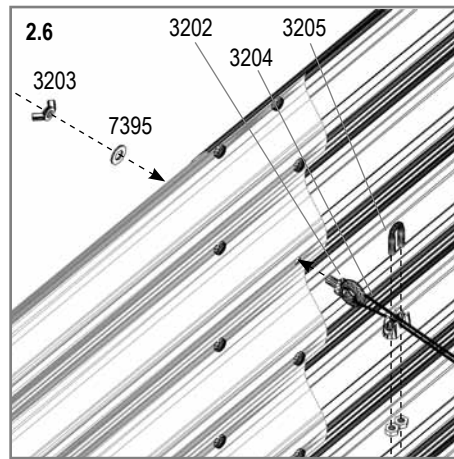
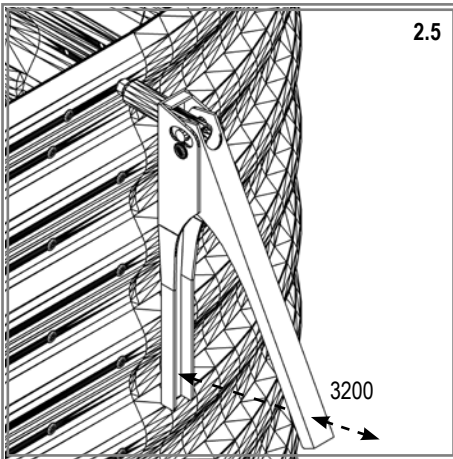
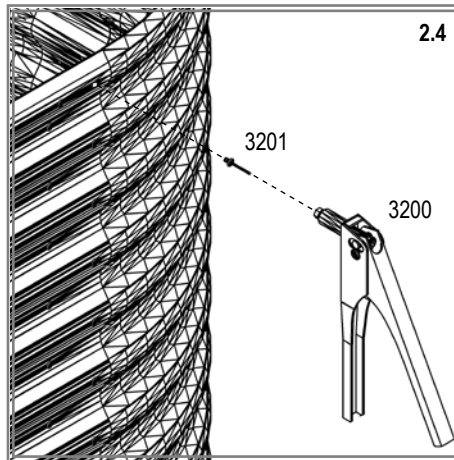
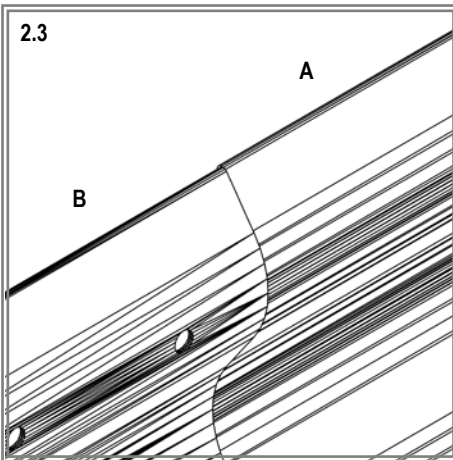
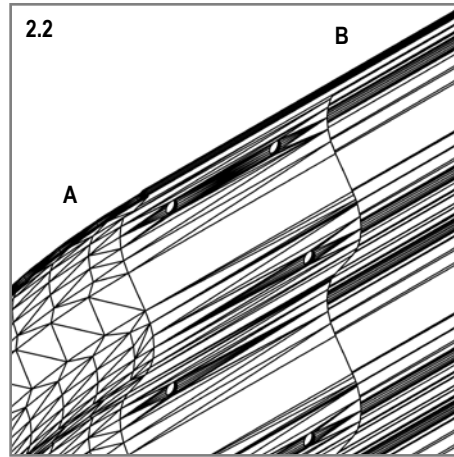
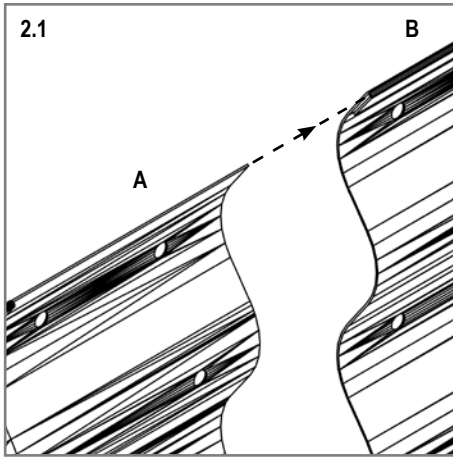


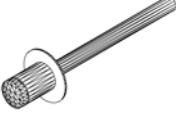



ROUND 858



RAISED GARDEN BED

# 2



Item No.	Part	Sect. Ref.	Size mm	Quantity 858			
				Basic	Ext.	Curve	Round
3200		2	-	1	1	1	1
3201		2	Ø5 X 6	150	50	100	100
3202		2	M5	-	4	4	-
3203		2	M5	-	4	4	-
3204		2	M3	-	4	4	-
3205		1 2	1000	-	2	2	-
3220		1 2	900 x 858	2	2	2	-
3225		1 2	459 x 858	4	-	1	4
3230		1 2	459 X 858	-	-	1	-
7395		2	Ø12/6.5	-	4	4	-

E.P.H. Schmidt u. Co. GmbH  
 Hoefkerstrasse 30  
 44149 Dortmund  
 Postfach 170163  
 44060 Dortmund  
 Deutschland  
 Tel.: +49 231 941655 0  
 Fax: +49 231 941655 99  
 www.eph-schmidt.de  
 verkauf@eph-schmidt.de

OPJ A/S  
 Volderslevvej 36 A  
 5260 Odense S  
 Danmark  
 Tel.: +45 66 15 10 30  
 Fax: +45 66 15 00 84  
 www.opj.dk  
 opj@opj.dk

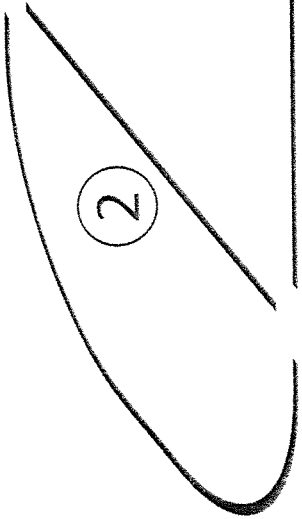
①

②

①

③

③



②



③

