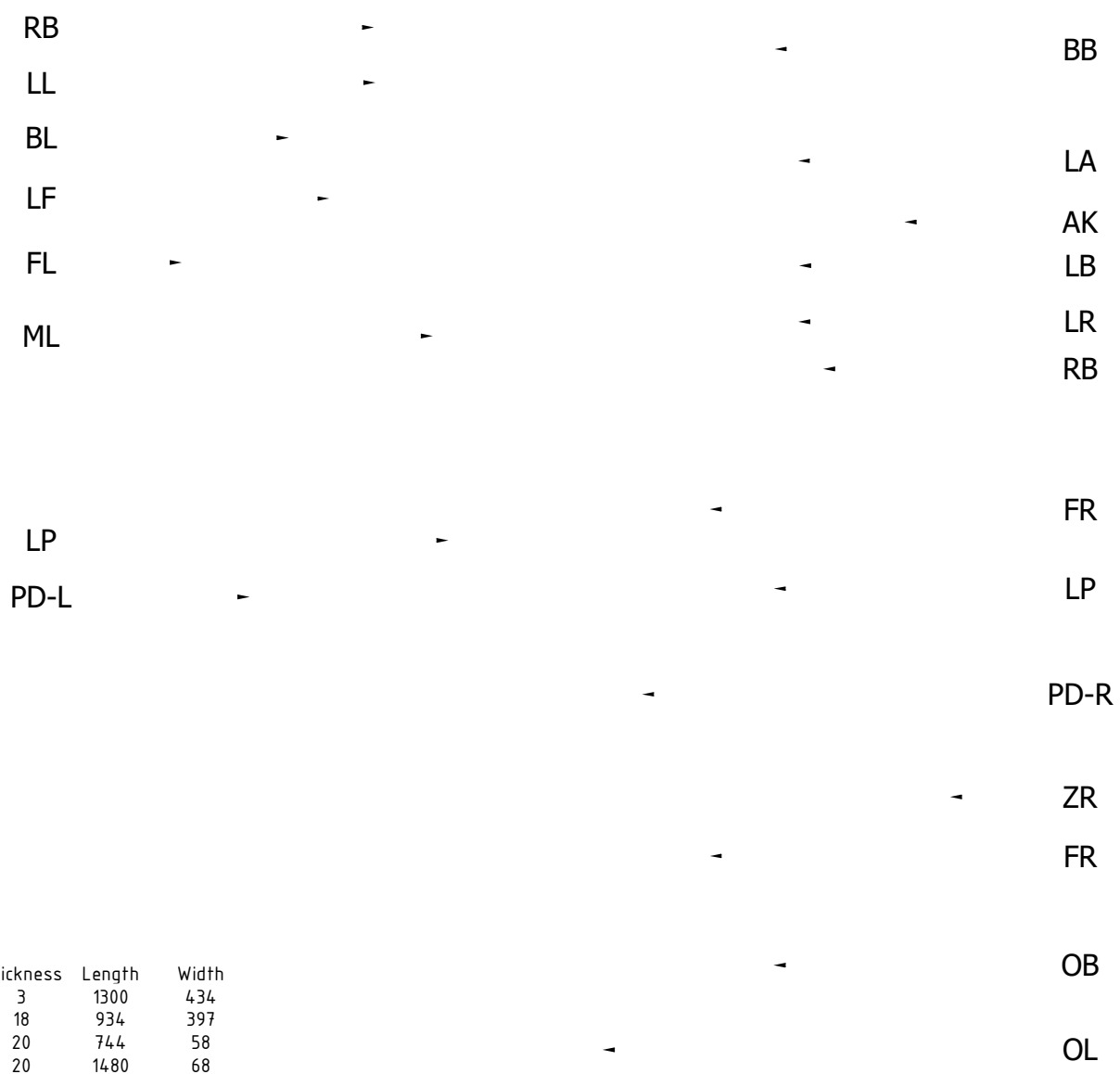



# EVA MEIDENKAST

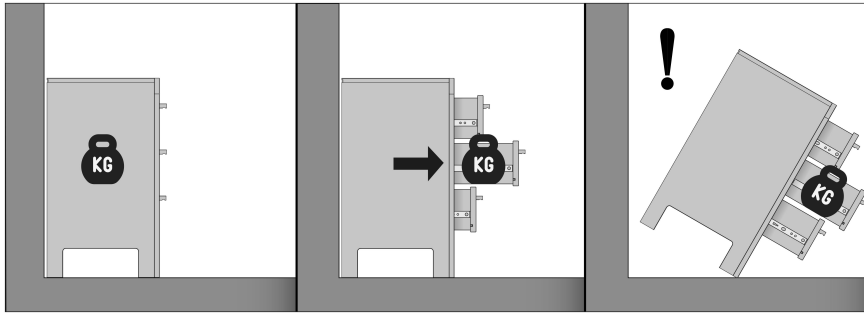
SCHRANK - ARMOIRE - CABINET





Qty	Code	Thickness	Length	Width
1	AK	3	1300	434
1	BB	18	934	397
1	BL	20	744	58
1	FL	20	1480	68
1	FR	20	1480	68
1	LA	12,5	711	100
1	LB	3	721	344
1	LF	15	740	140
1	LL	12,5	350	100
2	LP	15	850	346
1	LR	12,5	350	100
1	ML	20	744	48
1	OB	15	850	346
1	OL	20	744	95
1	PD-L	20	1010	369
1	PD-R	20	1010	369
2	RB	53	344	40
1	ZL	15	1480	350
1	ZR	15	1480	350





Nederlands

### WAARSCHUWING.

**Voorkom dat dit meubel omvalt. Meubels die omvallen kunnen ernstig of levensbedreigend letsel veroorzaken. Het meegeleverde kantelbeslag dient daarom **BESLIST** te worden gebruikt om het meubel te bevestigen aan de muur.**

Sta niet toe dat kinderen klimmen op lades, deuren of planken.  
Plaats zware voorwerpen altijd onderin.  
Zet zware voorwerpen nooit op het meubel.

Norsk

### ADVARSEL.

**Unngå at dette møbelet faller. Møbler som faller kan forårsake alvorlige eller livstruende skader. Det medleverte beslaget skal derfor **ABSOLUTT** brukes for å feste møbelet til veggen.**

Ikke tillat at barn klatrer på skuffer, dører eller planker.  
Plasser tunge objekter alltid nederst.  
Sett aldri tunge objekter på møbelet.

Deutsch

### WARNHINWEIS.

**Verhindern Sie, dass dieses Möbelstück umstürzt. Möbel, die umfallen, können schwere oder lebensbedrohliche Verletzungen verursachen. Zur Befestigung des Möbelstücks an der Wand sollte daher **UNBEDINGT** die mitgelieferte Kippsicherung verwendet werden.**

Erlauben Sie Kindern nicht, auf Schubladen, Türen oder Regale zu klettern.  
Stellen Sie schwere Gegenstände nur unten in das Möbelstück.  
Stellen Sie niemals schwere Gegenstände auf das Möbelstück.

Français

### ATTENTION.

**Évitez que le meuble ne bascule. Les meubles qui basculent peuvent être à l'origine de blessures graves ou mortelles. La fixation anti-basculement fournie avec le meuble doit **OBLIGATOIREMENT** être utilisée pour fixer celui-ci au mur.**

Ne laissez pas les enfants grimper sur les tiroirs, portes ou étagères.  
Placez toujours les objets lourds dans le bas du meuble.  
Ne placez jamais les objets lourds sur le meuble.

English

### CAUTION.

**Prevent this furniture from falling over. Falling furniture could cause severe or life-threatening injuries. Therefore, the included tip-over restraint **HAS** to be used to secure the furniture to the wall.**

Do not allow children to climb on the drawers, doors or shelves.  
Always place heavy objects at the bottom.  
Never place heavy objects on top of the furniture.

Svenska

### VARNING.

**Förhindra att denna möbel välter. Möbler som välter kan orsaka allvarliga eller livshotande skador. Det medföljande tipskyddet **MÅSTE** därför användas för att förankra möbelen i väggen.**

Låt inte barn klättra på lådor, dörrar eller hyllor.  
Placera alltid tunga föremål längst ned.  
Ställ aldrig tunga föremål på möbelen.

Polski

### UWAGA.

**Zabezpiecz meble przed przewróceniem. Przewrócenie się mebli może spowodować poważne lub śmiertelne obrażenia ciała. Dlatego załączone ograniczniki przechyli **ZDECYDOWANIE** powinny zostać wykorzystane do przymocowania mebla do ściany.**


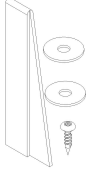



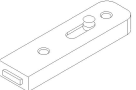

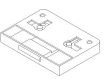




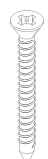
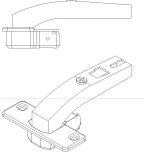

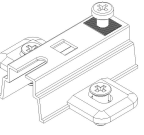






Nie pozwalaj dzieciom wspinać się na szuflady, drzwiczki lub półki.  
Zawsze umieszczaj ciężkie przedmioty w dolnej części.  
Nigdy nie stawiaj na meblu ciężkich przedmiotów.

Español

### ADVERTENCIA.

**Evite que este mueble se caiga. Los muebles que se caen pueden ocasionar lesiones graves o potencialmente mortales. Por lo tanto, el herraje abatible suministrado debe utilizarse **SIN LUGAR A DUDAS** para fijar el mueble a la pared.**

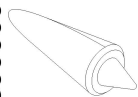
No permita que los niños se suban a los cajones, las puertas o los estantes.  
Los objetos pesados siempre deben colocarse en la parte inferior.  
Nunca coloque objetos pesados sobre el mueble.

26	Ø15mm	AC000102		1	Safety Strip	AC000356	
28	24mm	AC000103		18	Ø14mm	AC000369-*	
2	Ø12mm	AC000104		2	350x5mm	AC000381	
8	4x16mm	AC000204		1	405/25	AC000384	
2	M4x9mm	AC000209		1	517/46	AC000385	
2	M4x22.5mm	AC000212		1	Ø15mm	AC000386	
4	3.5x35mm	AC000219		4	Ø35 STOL	AC000433	
4	6.5x5.8x11mm	AC000226		4	2MM	AC000448	
4	7.8x6.3x32mm	AC000246		2	Ø25mm	AC005032-Z	
8	3x20mm	AC000275		20	8x35mm	AC000601	
50	Ø1.4x25mm	AC000316		12	8x50mm	AC000602	

1

Glue

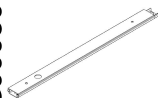
AC000607



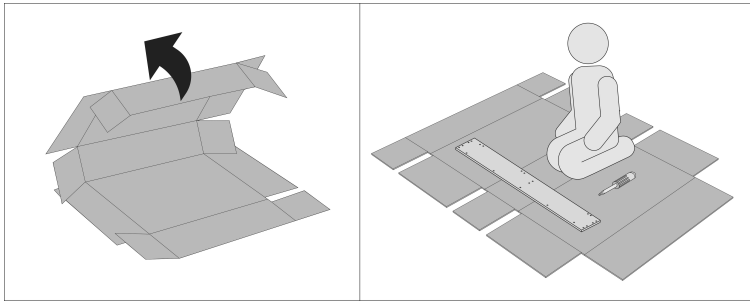
2

342x27mm


AC000804



1



AC000601



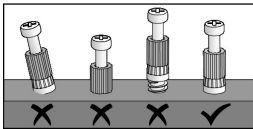
2x

RB


2x

AC000601

2



AC000246



AC000601



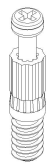
2x

AC000246



2x

AC000103



6x

AC000601

AC000103

A

A

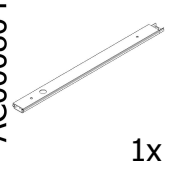
ZL

3

AC000226



AC000804



1x

AC000226



2x

RB


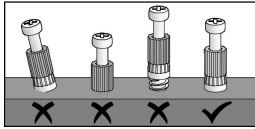
AC000804

B

B

ZL

4



AC000601



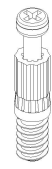
2x

AC000246



2x

AC000103



6x

RB

AC000246


AC000601

AC000103

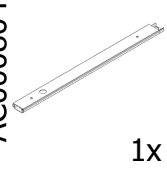
ZR

**5**

AC000226



AC000804



1x

AC000226



2x

AC000804

C

RB

C


ZL

**6**

AC000601



AC000601



4x

OB



7



AC000601

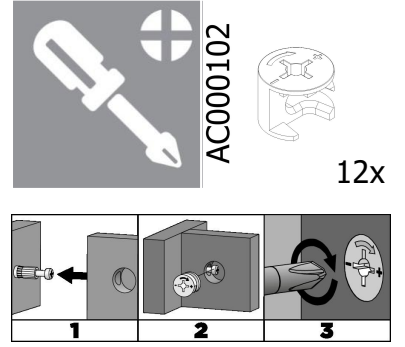


4x

AC000601

LP

2x



ZL

D

LP

LP

OB

ZR

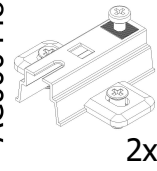
D

AC000102

9

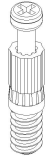


AC000448



2x

AC000103

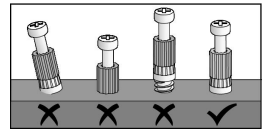


3x

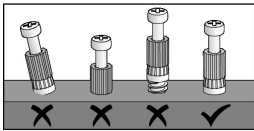
AC000103

AC000448

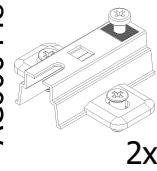
FR



10

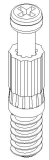


AC000448



2x

AC000103



3x

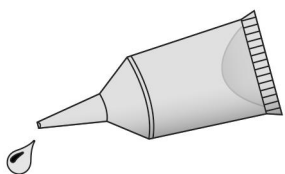
AC000103

AC000448

FL

# 11

AC000602



AC000607



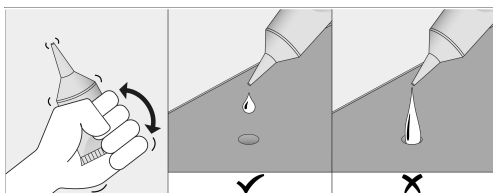
1x

AC000602



4x

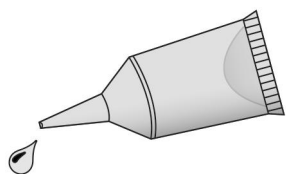
ML



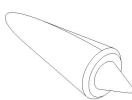
Het gebruik van een klein beetje houtlijm is noodzakelijk voor een goede verbinding  
 Für eine stabile Verbindung ist ein bisschen Holzleim erforderlich  
 Un peu de colle à bois est nécessaire pour un assemblage solide  
 The use of a little wood glue is necessary for a proper connection

# 12

AC000602



AC000607



1x

AC000602




4x

AC000103

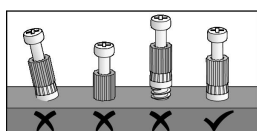


2x




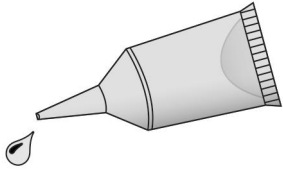
AC000103

OL

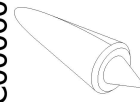


**13**

AC000602



AC000607



1x

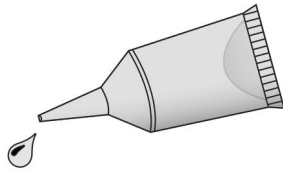
AC000602



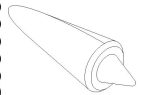
4x

BL

**14**



AC000607



1x

E FR

E

ML

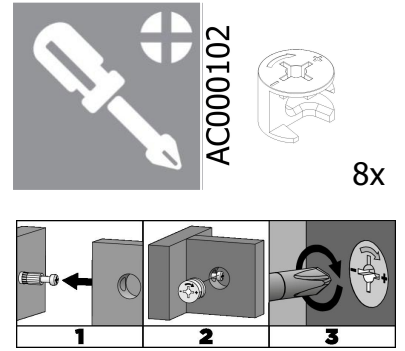
BL



OL



FL



G

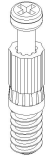
AC000102

FL

G

OL

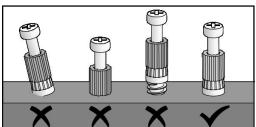
ZR

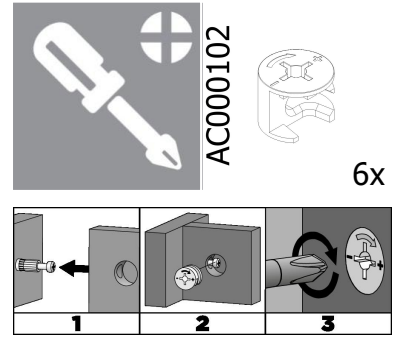


6x

AC000103

BB





H

AC000102

BL

BB

H

ZL

ZR

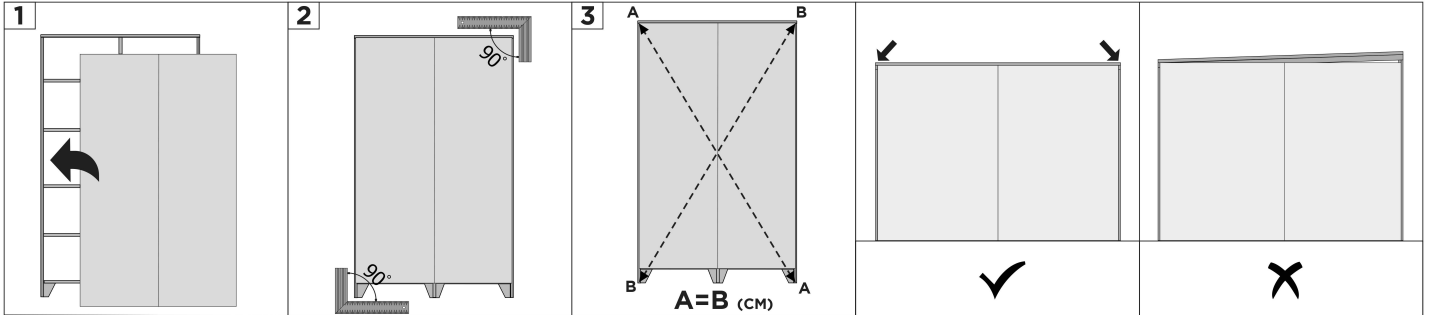




AC000316

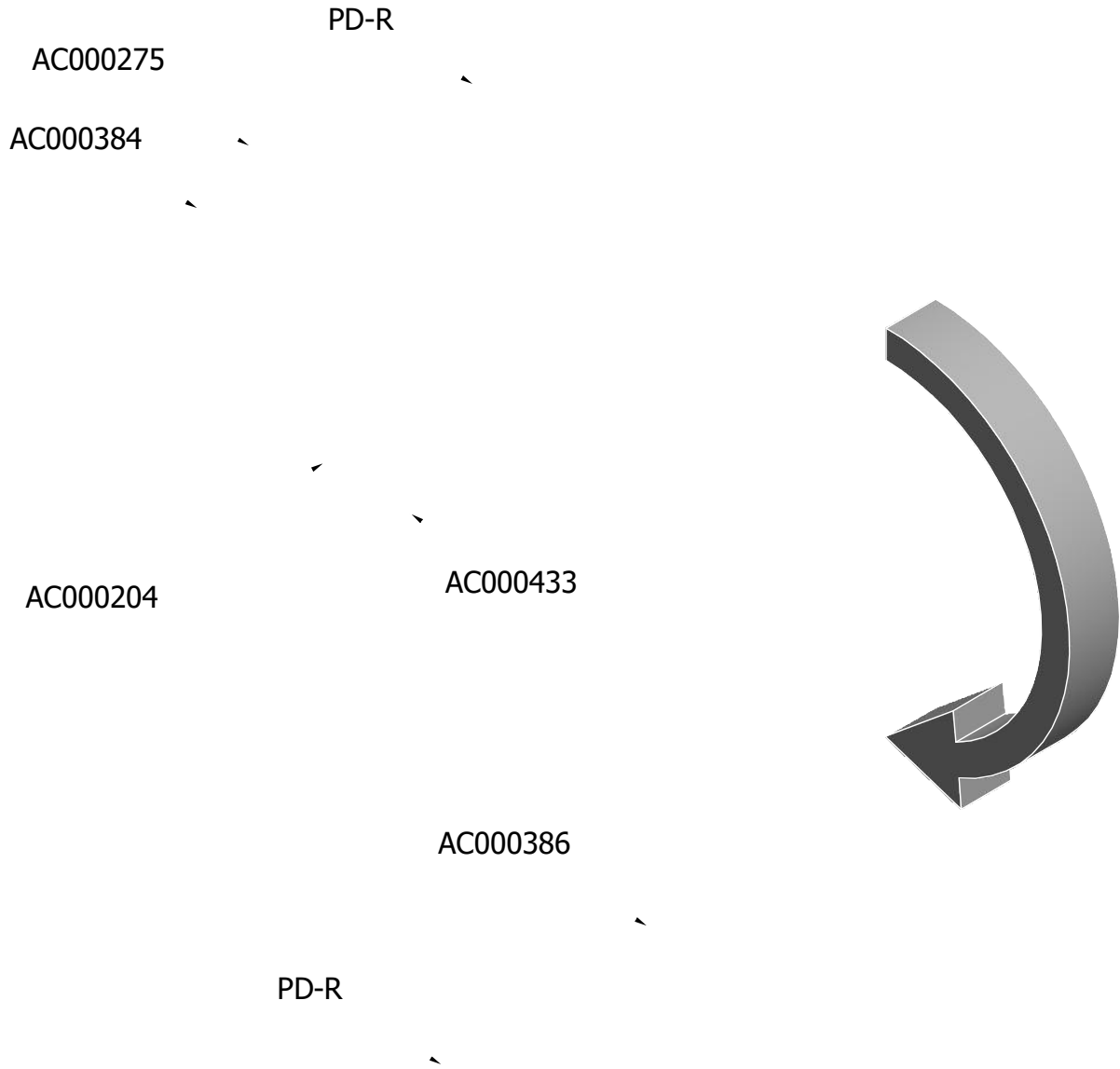
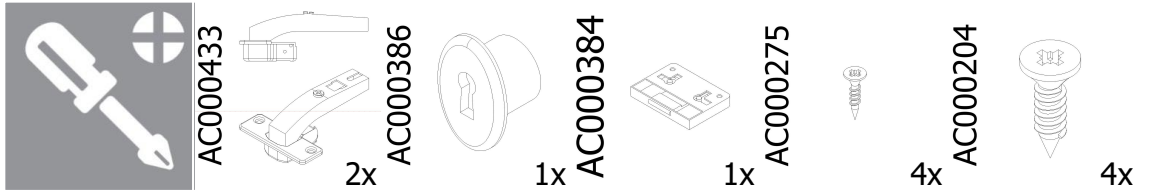


50x



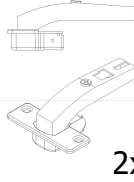
AC000316

AK



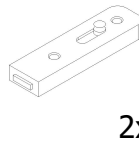


AC000433



2x

AC000381



2x

AC000275



2x

AC000204



4x

AC000275

AC000433

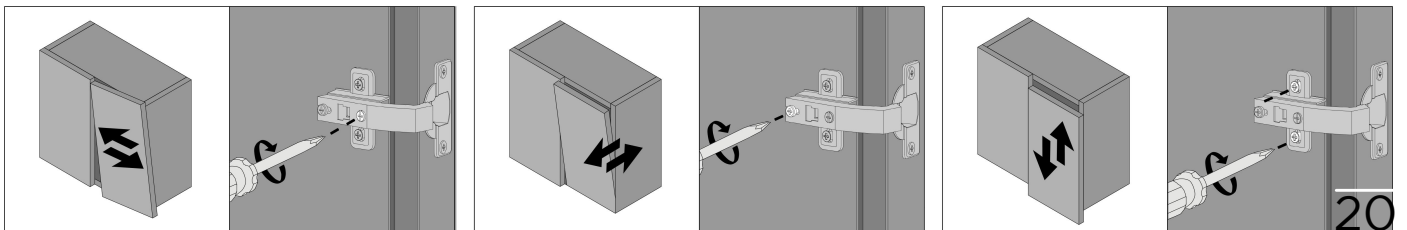
AC000204

AC000381

J

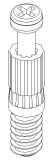

J

PD-L



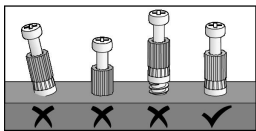
**22**

AC000103



2x


LF



**23**

LL

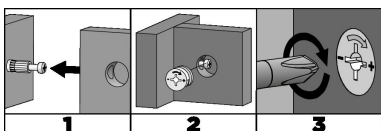
AC000104



2x

LR

LF





AC000219



4x

LA

LB

AC000219

AC000212




AC005032-Z



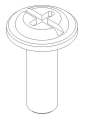
2x

AC000212



2x

AC000209



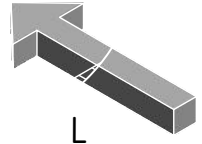
2x

AC000599

K

AC000209

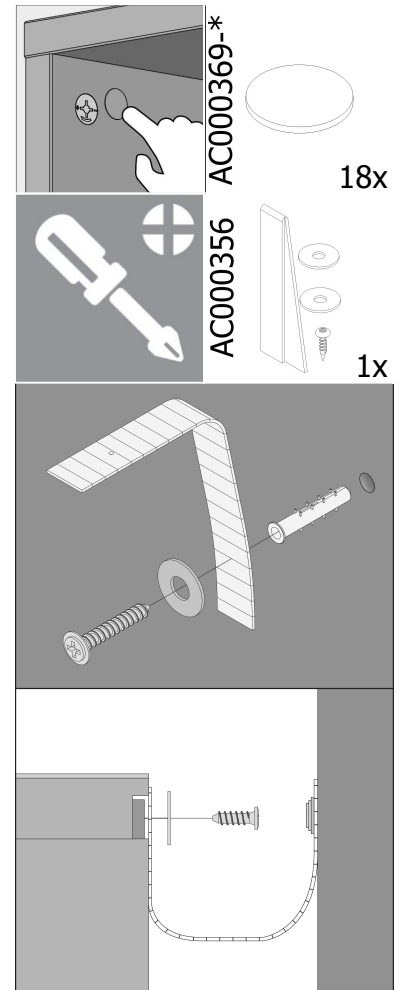
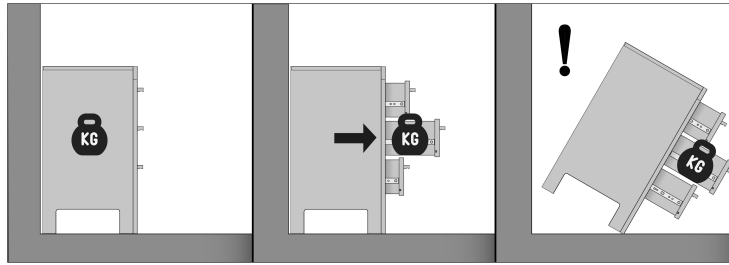
K



L

L

26



**SOCIAL MEDIA**

We zijn benieuwd naar het resultaat! Mocht je het met ons willen delen, gebruik #WOOOD op social media.  
 We are curious about the result! Would you like to share it with us? Use #WOOOD on social media.  
 Wir sind gespannt auf das Ergebnis! Möchten Sie es mit uns teilen? Benutzen Sie #WOOOD in Social Media.  
 Nous sommes impatient de connaître le résultat. Souhaitez-vous le partager avec nous? Utilisez #WOOOD sur les médias sociaux.



facebook.com/wood.nl  
 instagram.com/madebywood  
 pinterest.com/madebywood