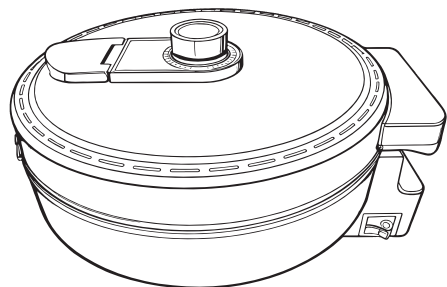
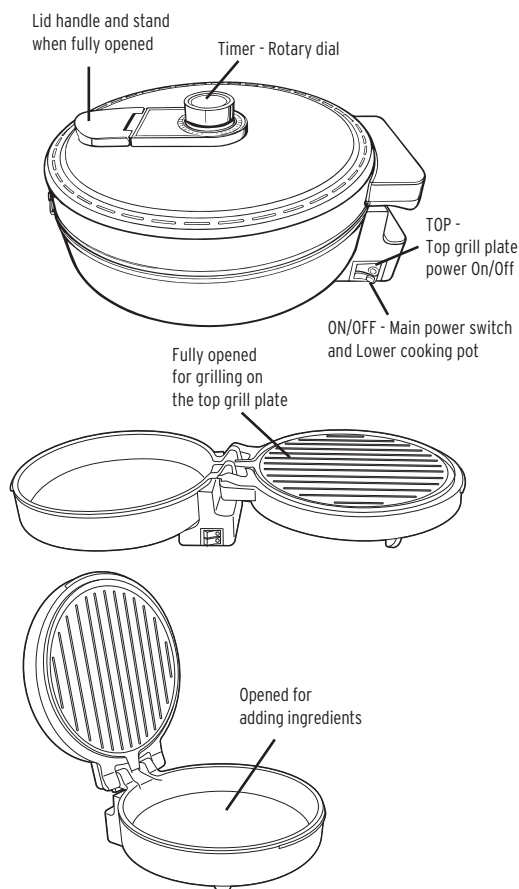


Cooking pot BBQ

en Instructions for use





At a glance (contents)



About these instructions

This product is equipped with safety features. Nevertheless, read the safety warnings carefully and only use the product as described in these instructions to avoid accidental injury or damage. Keep these instructions for future reference. If you pass this product on to another person, remember to give them these instructions.

 This symbol warns you of the danger of injury.


 This symbol warns you of the danger of injury caused by electricity.

Symbols used in these instructions:

DANGER warns of potential severe injury and danger to life.

CAUTION warns of minor injury or damage.

NOTICE warns about the potential risk of material damage.

 This indicates additional information.

 **Surface may become hot during use.**

When the appliance is switched on, touch it only by the designated handles and controls.

Safety warnings

Intended use

This appliance is intended exclusively for the preparation of food for household use. Any other use, improper use, or use not in accordance with these instructions may result in damage to the appliance or personal injury.

The appliance is designed for processing quantities customary for household use and is not suitable for commercial use.

Danger to children and people with limited ability to operate appliances

Risk of burns!

Accessible surfaces may become hot during operation. Do not touch the hot surfaces of the appliance.

During operation, hot air and heat may rise above the appliance. **Warning: Hot surface!**

- Never operate the appliance using a timer or other remote switching devices.

- This appliance may be used by children aged 8 years and above and by persons with reduced physical, sensory or mental capabilities, or lack of experience and knowledge, if they have been given supervision or instruction concerning use of the appliance in a safe way and understand the hazards involved.
- Children must always be supervised and must not play with this appliance. Cleaning and user maintenance must not be carried out by children.
- Children younger than 8 years shall be kept away from the appliance and its supply cord.
- Before carrying out any cleaning or maintenance, disconnect the appliance from the mains supply, allow it to cool down, and observe the instructions in the section "Cleaning and storage".
- If the supply cord is damaged, it must be replaced by the manufacturer, its service agent, or similarly qualified persons in order to avoid a hazard.
- This appliance is intended to be used in household and similar applications such as:
 - staff kitchen areas in shops, offices and other working environments;
 - farm houses;
 - by clients in hotels, motels and other residential type environments;
 - bed and breakfast type environments.
- Clean the appliance and all accessories after each use. Observe the instructions in the section "Cleaning and storage".
- Do not immerse the appliance in water.
- No liquid must be allowed to spill onto the appliance connector.
- Warning: Improper use and misuse are dangerous and may cause injury.
- After use, the surface of the heating element retains residual heat.
- Ensure that the voltage indicated on the appliance corresponds to the mains voltage.
- This appliance is designed for household use and for quantities typical for household applications.
- Always place the appliance on a dry, level and stable surface.
- The appliance is not intended for outdoor use.
- Regularly check the mains cord, the appliance and any extension cords for damage. Do not operate the appliance if it is damaged. Immediately disconnect it from the mains supply.
- Route the mains cord or any extension cord in such a way that it cannot be pulled or tripped over. Ensure that the mains cord does not hang down in easily accessible areas.
- Never carry or pull the appliance by the mains cord. Do not pull the mains cord over sharp edges. Do not clamp or kink the cord.
- When the appliance is not in use, switch it off and disconnect it from the mains supply.
- Never unplug the appliance by pulling on the mains cord or with wet hands.
- Disconnect the appliance from the mains supply in the event of malfunction, before cleaning or transporting it, and after use.
- The mains cord and the mains plug must not come into contact with water. If this occurs, immediately disconnect the appliance from the mains supply.
- Never place the appliance or the mains cord on or near an open flame.

EG - DECLARATION OF CONFORMITY

The product described in this instruction manual complies with all relevant harmonized requirements of the EU. The complete declaration of conformity and instruction manual can be found online at www.jaxmotech.de/downloads.

- Do not touch the housing during operation or for some time afterwards, as it becomes very hot.
- Do not leave the appliance unattended while it is in operation or connected to the mains supply.
- Do not use the appliance in explosive or flammable environments.

General use



DANGER to children

- Keep children away from packaging materials. Risk of suffocation!



Surface may become hot during use.

- When the appliance is switched on, touch it only by the designated handles and controls.

Before first use

- ▷ Remove all packaging materials.
- ▷ Clean all parts as described in the section "Cleaning and storage".
- ▷ Allow all parts to dry thoroughly before assembling the appliance.

Operation

1. Connect the appliance to the power supply and switch on the main power switch located on the lower cooking pot.
2. Set the desired cooking time (0-30 minutes) according to the type of food using the **Timer - rotary dial**. The appliance will switch on, the operating indicator will light up, and the cooking pot will begin to heat up. (The maximum temperature of the cooking pot is approximately 220 °C.)

Cooking: For dishes requiring a lid, open the lid halfway, add the food and close the lid. The lid may be opened during cooking, for example to turn the food. Adjust the cooking time according to the type and quantity of the food. After cooking, remove the food, switch off the appliance and disconnect it from the mains supply.

Note: As the temperature cannot be adjusted, the cooking result depends primarily on the cooking time and the frequency with which the lid is opened.

Frying: After preheating, partially close the lid and add oil to the lower cooking pot. Once the oil has reached the ideal temperature, add the ingredients and stir with a wooden spatula (not included). To achieve faster and more even heating, the lid may be briefly closed during cooking. After cooking, remove the food, switch off the main power switch, and disconnect the appliance from the mains supply.

Grilling: For grilling or frying, fully open the lid after preheating by lifting it upwards to the 90° open position and then unfolding it completely. Ensure that the lid handle functions as a stand base in this position.

- Connect the appliance to the mains supply and switch on both the main power switch and the switch for the upper grill.
- Set the desired cooking time using the timer rotary dial according to the type of food. The appliance is now ready for operation. The indicator lights for the main switch and the upper grill will illuminate. The cooking pot and the upper grill plate will heat up. (The maximum temperature of the upper grill plate is approximately 180 °C.)
- The indicator light for the upper grill switches on and off during the cooking process. This is not a malfunction, but simply indicates that the appliance is reheating.
- For grilling, after preheating you may place the food directly onto the grill plate or, depending on the type of food, sear it in a pan beforehand.
- After grilling, remove the food, switch off the main power switch and the switch for the upper grill plate, and disconnect the appliance from the mains supply.
- The lid becomes hot after grilling. Allow it to cool down and always wear oven gloves or similar protective equipment when handling the appliance.

Cleaning and storage



DANGER - Risk of electric shock

- Switch off the appliance before cleaning.
- Do not immerse the appliance in water. Do not allow switches or electrical contacts to come into contact with water.

Notice - Risk of property damage

Do not use sharp chemicals, aggressive agents, or abrasive cleaning materials for cleaning.

1. Disconnect the appliance from the mains supply and allow it to cool down.
2. Wipe the appliance with a damp cloth and dry it thoroughly with a dry cloth.
3. Wipe both grill plates with kitchen paper to remove as much residue and grease as possible. Then clean the grill plates with a small amount of dishwashing detergent and wipe several times with a damp cloth to remove any detergent residues.

Storage

- ▷ Store the appliance out of the reach of children.

Technical specifications

Model	: DG 150
Product number	: 734271 / 751071 (CH)
Mains voltage	: 220-240V~, 50-60Hz
Protection class	: I
Power	: 1400W
Ambient temperature	: +10 to +40 °C
Capacity of the cooking pot	: 2.5L
Diameter of top grill plate	: around 27cm
Power consumption in off mode	: < 0.3W

In the course of product improvement, we reserve the right to make technical and optical modifications to the product.

Disposal

This product and its packaging have been manufactured from valuable materials that can be recycled. Recycling reduces the amount of refuse and helps to preserve the environment. Dispose of the packaging at a recycling point that sorts materials by type. Make use of the local facilities provided for collecting paper, cardboard and lightweight packaging.



Appliances marked with this symbol must not be disposed of along with normal household waste! You are legally obliged to dispose of old appliances separately from household waste. Electronic appliances contain hazardous substances and, if stored or disposed of improperly, may cause harm to health and the environment. Information about collection points where old appliances can be disposed of free of charge is available from your local authorities.

Model: DG 150
 Manufactured by: Jaxmotech GmbH,
 Ostring 60,
 66740 Saarlouis, Germany,
 info@jaxmotech.de



MANUFACTURER'S WARRANTY

- We offer a 2-year warranty on your device, in addition to the standard commercial warranty, starting from the date of issue of the invoice or delivery note.
- Within this warranty period, upon presentation of the proof of purchase or delivery note, all manufacturing and/or material defects will be rectified free of charge by repairing and/or replacing the defective parts or (at our discretion) exchanging the device for an equivalent, flawless item.
- The manufacturer is not liable for personal injury or property damage caused by improper use or maintenance.
- Fragile parts, such as glass, plastic, or light bulbs, are excluded from the warranty.
- The warranty is void if the device has been opened and/or modified by you or an unauthorized third party.
- In the event of improper use, the safety and functionality of the device can no longer be guaranteed, and any warranty claim will be void.
- Any use other than that described in these operating instructions is prohibited and will result in the loss of warranty, guarantee, and liability.
- We reserve the right to make changes to the device, the operating instructions, or the packaging.

If you wish to make a complaint, we generally recommend that you first contact the retailer from whom you purchased the device.

Should a repair be necessary, you can reach our hotline at the following service number:

+49 (0)6831 505 9897

Technical Service

Sertronics GmbH
 Ostring 60
 66740 Saarlouis
 Germany

E-Mail: service-ww@jaxmotech.de