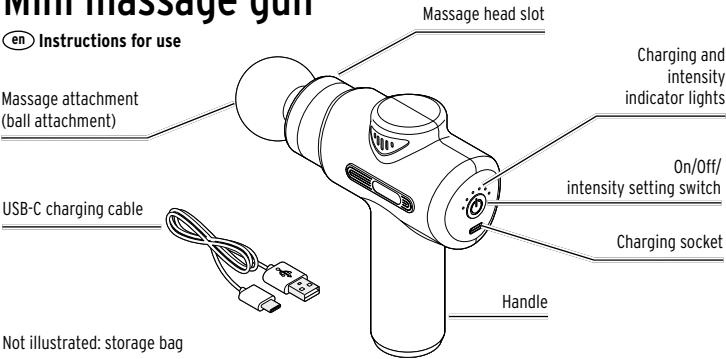
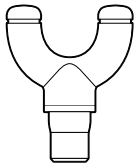


Mini massage gun

en Instructions for use



Not illustrated: storage bag




Fork attachment

For medium-sized muscle groups, e.g. next to the cervical vertebrae on the neck or on the calves



Flat-top attachment

For smaller muscle groups, e.g. in the neck and shoulders



Ball attachment

For larger muscle groups, e.g. on the thighs or buttocks



Ball attachment

For precise massages, e.g. of trigger points or small muscles in the feet or near the wrists, for example

Safety warnings

Read the safety warnings carefully and only use the product as described in these instructions to avoid accidental injury or damage. Keep these instructions for future reference.
If you give this product to another person, remember to also include these instructions.

Intended use

- The massage gun is intended for massaging the body and increasing the feeling of well-being.
- This mini massage gun is designed for private use. It is not suitable for use in hospitals, massage practices, wellness studios, etc. The mini massage gun is not a medical device and does not serve to alleviate pain.
- If in doubt, consult your doctor before use.
- The product is exclusively intended for ...
 - ... external use on the body.
 - ... the purpose for which it has been designed and is to be used as outlined in these instructions. Improper use of the product can result in danger to the user!

DANGER to children

- This device can be used by children aged 14 and over and by people with reduced physical, sensory or mental capabilities or a lack of experience and/or knowledge, provided they are supervised or have been trained in the safe use of the device and understand the potential dangers. Children must not be allowed to play with the device. Cleaning and maintenance of the device must not be carried out by children without supervision.
- Keep the packaging materials out of the reach of children. They pose several risks, including the risk of suffocation!
- This product is not a children's toy. Keep it out of the reach of children.

In order to prevent injury or damage to health, it is highly advisable that you do not use the product in the following cases:

- Do not use the product ...
 - ... if you suffer from abnormalities in your spine.
 - ... during pregnancy.
 - ... in the case of abnormalities or injuries in the area you wish to massage (e.g. in the case of bruising, inflammation, open wounds, slipped discs, etc.).
 - ... after consuming substances which may limit your perceptive abilities (e.g. pain medication, alcohol).
 - ... on or around the eyes, on your throat, on bones or joints, directly on your spine, in the area of your genitals, kidneys or any other sensitive parts of your body.
 - ... while lying in bed.
 - ... half an hour before or after eating.
 - ... on animals.
 - ... if the device is visibly damaged.

Consult your doctor before using the device, particularly if ...

- ... you suffer from a serious condition or have recently undergone an operation.
- ... you have a pacemaker, implants or anything similar.
- ... you have abnormal blood pressure or are suffering from a high fever.
- ... you suffer from thrombosis.
- ... you have diabetes.
- ... you suffer from pain of unknown origin.
- The massage should last no longer than 15 minutes. Continuing the massage for longer could overstimulate the muscles. In some cases, this may lead to muscles becoming tense rather than relaxed.
- If you begin to experience pain or notice a skin reaction during use, stop the massage immediately and do not continue to use the product.

Ensure safe use by observing the following instructions:

- Do not insert any pointed or sharp objects such as safety pins or other similar objects into the product.
- Do not make any modifications to the product. If the product malfunctions or becomes damaged, have repairs to the product carried out by a qualified specialist workshop.
- Do not leave the product unattended while switched on.

DANGER due to electricity

- The product must only be charged in dry, indoor rooms. To charge the device, use a suitable USB mains adapter (see "Technical specifications", not included) and only the USB-C charging cable provided.
- Do not use or charge the product near water. The product must not come into contact with water or other liquids while it is connected to the power supply. Do not immerse the product in water or other liquids while it is charging, as this poses a risk of electric shock.
- Keep the product away from moisture and humidity even when it is not being charged.
- Unplug the mains adapter from the power socket if malfunctions occur while charging, once the device is fully charged, during thunderstorms, and before cleaning the device.

WARNING - risk of fire/explosion

- The device contains a firmly built-in lithium-ion rechargeable battery. Do not throw the device into a fire. Risk of explosion!
- The product becomes warm while charging. Do not cover the product.
- Do not charge the product in the vicinity of explosive gases.
- Do not expose the product to open flames, moisture, high temperatures or direct sunlight, etc. There is a risk of overheating, explosion or short-circuit.
- Do not use the product if it or the charging cable provided shows visible signs of damage.

- Do not make any modifications to the product, except to change the massage attachments. Improper repairs can result in considerable danger to the user.
- The battery is firmly built in and cannot and must not be replaced. Improper removal or replacement of the rechargeable battery will result in a risk of explosion! If the rechargeable battery is defective, consult a specialist workshop.

CAUTION - risk of minor injury and material damage

- Do not switch the device on without an attachment inserted.
- Keep long hair, necklaces, etc., away from the device during use.
- Do not use the product under a blanket. The product can overheat during use.
- Protect the product from dust, moisture, direct sunlight and extreme temperatures.
- Do not sit on the product! Do not place any heavy objects on top of it. This will damage the product.
- Do not use any caustic, aggressive or abrasive products for cleaning.

Technical specifications

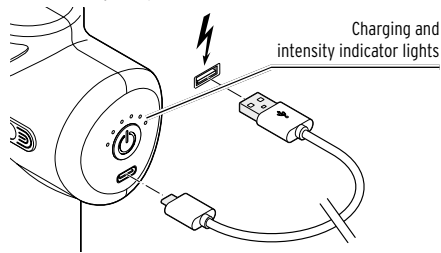
Model:	719 590
Rechargeable battery:	lithium-ion 7.4 V 1200 mAh (tested as per UN 38.3) (the symbol indicates direct current) Watt-hour rating: 8.88 Wh ± 10%
Charging time:	approx. 3.5 hours
Max. operating time with fully charged battery:	approx. 2 h 15 min (at highest intensity) approx. 3 h 45 min (at lowest intensity)
Protection class:	III
Ambient temperature:	+10 to +40 °C
Manufactured by:	Commaxx BV, Wiebachstraat 37, 6466 NG Kerkrade, The Netherlands



In the course of product improvement, we reserve the right to make technical and optical modifications to the product.

Charging

To prevent damage to the rechargeable battery, it is only half charged upon delivery. Charge the battery completely before using the product for the first time.



1. Insert the plug of the supplied USB-C charging cable into the charging socket on the device.
2. Connect the USB-C charging cable to a suitable USB mains adapter and plug the adapter into a mains power socket.

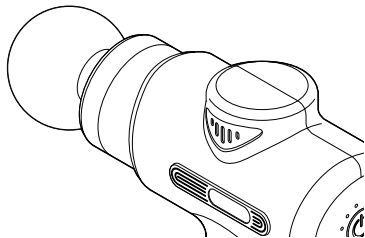
The flashing indicator light shows that the battery is charging. Indicator lights that are continuously on indicate the charging status:

3. The battery is fully charged when all indicator lights are lit up and none are flashing. Unplug the mains adapter from the mains power socket and disconnect the USB-C charging cable from the charging socket.

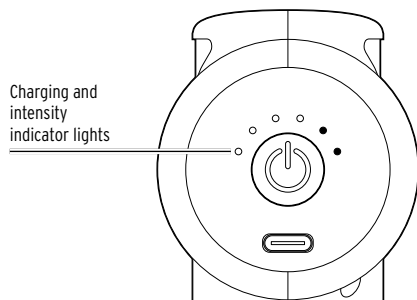
If the battery is flat, the charging time is approx. 3-4 hours. If the battery is fully charged and the device is set to the highest intensity, the operating time is approx. 2 hours 15 minutes.

- i** To preserve the battery's full capacity, the battery should be recharged every 3 months even if the device is not being used. The battery will best hold its charge at room temperature. The lower the temperature, the shorter the operating time.

Use



1. Insert the desired attachment into the attachment slot on the device.



- i** To display the battery charge level, briefly press the button.

2. Press and hold the button to switch on the device.

The first indicator light lights up and the lowest massage intensity is switched on.

3. Briefly press the button to increase the massage intensity gradually.

Depending on the massage intensity set, the corresponding number of indicator lights will light up.

When all six indicator lights light up, the highest massage intensity has been reached.

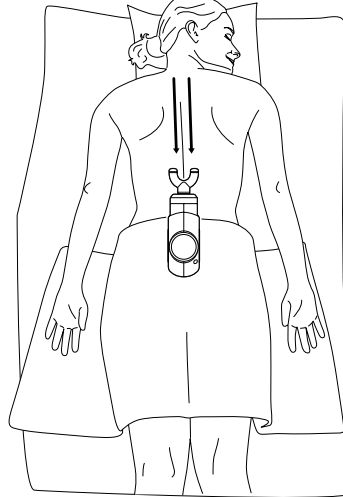
4. Press and hold the button to switch off the device.

The indicator lights go out.

5. Move the massage attachment slowly and, depending on the attachment, in a circular motion, over the areas of the body you wish to massage.



- Do not apply too much pressure to the skin with the device.
- Do not use the device for a long time on one specific area.
- **Do not use the device directly on your spine.** When using the fork attachment, ensure that the ends of the attachment are next to the vertebrae of the spine as you move it down your back.



- The massage should last no longer than 15 minutes. The device therefore switches off automatically after 15 minutes.

- Remove the massage attachment from the slot in the device after use.

Care

- Disconnect the device from the mains power supply and switch it off before cleaning it.
- Wipe the device and attachments with a slightly damp cloth.
- Store the device in a dry place out of the reach of children.

Problems / solutions

The device does not switch on.

- Does the battery need to be charged?

The device does not charge.

- Check the plug connections between the device, USB-C charging cable, mains adapter and power socket.
- Unplug the mains adapter from the mains power socket and disconnect the USB-C charging cable for a few seconds before connecting them again.

Disposal

This product, its packaging and the built-in rechargeable battery have been manufactured from valuable materials that can be recycled. Recycling reduces the amount of refuse and preserves the environment.

Dispose of the **packaging** at a recycling point that sorts materials by type. Make use of the local facilities provided for collecting paper, cardboard and lightweight packaging.



Devices, single-use batteries and rechargeable batteries marked with this symbol must not be disposed of along with household waste!

You are legally obliged to dispose of old devices separately from household waste. Electronic devices contain hazardous substances and, if stored or disposed of improperly, may cause harm to health and the environment. Information about collection points where old devices can be disposed of free of charge is available from your local authorities.

Warning! This device contains a rechargeable battery that, for safety reasons, is firmly built into the device and cannot be removed without destroying the casing. Improper disassembly leads to safety hazards. For this reason, take the device intact to a collection point where the device and battery will be disposed of properly.

Information about the inserted battery

Manufacturer: Yongkang Shengyuan Technology Co., Ltd.
2F, No. 9, Geshantou, Shangtiaobao Natural Village, Xicheng Street, Yongkang City, Jinhua City, Zhejiang Province, PEOPLE'S REPUBLIC OF CHINA

Email: 674751020@qq.com

Telephone: 0086 15989510939

Model: Li-ion 18650 - 2S1P 1200 mAh

Manufacturing date: 2025/06

Made in: China