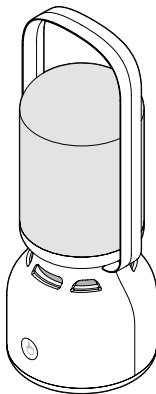


Bluetooth® speaker with lamp unit

en Instructions for use



For your safety

Read the safety warnings carefully and only use the product as described in these instructions to avoid accidental injury or damage. Keep these instructions for future reference. If you give this product to another person, remember to include these instructions.

Intended use

This **Bluetooth®** speaker is used for relaying sound from external mobile playback devices such as smartphones, tablet PCs, notebooks, etc. using **Bluetooth®**.

The product is designed for both indoor and outdoor use.

The product is designed for private use and is not suitable for commercial purposes.

Use the product under moderate climatic conditions only.

Danger to children

• This product is not a toy. Children are not aware of the risks involved when electronic devices are handled incorrectly. Therefore, keep children away from the product.

• Keep packaging materials out of the reach of children. They pose several risks, including the risk of suffocation!

Danger due to electricity

• Do not use the speaker if it shows visible signs of damage or if it has fallen down.

• The product is suitable for outdoor use and complies with protection type IPX4, provided the USB-C socket cover is closed. This means that the product is protected against splashes of water, such as rain. However, you should protect it from heavy rain and running water. In addition, do not position the product in hollows or depressions where puddles might form. Never use the product under water. This will immediately result in a short circuit and poses a risk of an electric shock.

• Do not make any modifications to the product. Have repairs to the product carried out only by a specialist workshop. Improper repairs can result in considerable danger to the user.

• When charging the product via the mains power supply, note the following:

- Only charge the product in dry indoor areas.

- Do not place any containers filled with liquids, such as vases, on or within close proximity of the product. They could topple over and the liquid could impair the electrical safety of the device. There is a risk of electric shock.

- Only use the provided USB-C charging cable and a suitable USB mains adapter (not included) for charging, which corresponds to the "Technical specifications".

- Do not use a faulty USB mains adapter or attempt to repair such faulty USB mains adapter.

• Only connect the USB mains adapter (not included) to a properly installed power socket whose voltage complies with the technical specifications of the product.

• Unplug the USB mains adapter from the power socket once the product is fully charged, during thunderstorms, before cleaning the product and if malfunctions occur while charging. Always pull on the mains adapter, not on the USB-C charging cable.

• The socket must be easily accessible so that you can disconnect the mains adapter quickly whenever necessary. Lay the USB-C charging cable in such a way that the product cannot be accidentally pulled down by it.

• To disconnect the product fully from the mains, unplug the USB-C charging cable from the mains adapter and the mains adapter from the power socket.

• Do not open or remove any part of the housing under any circumstances. Do not insert any objects into the openings in the housing.

Danger due to lighting effects and loud music

• Persons with light-sensitive epilepsy may suffer from epileptic seizures or fall unconscious when experiencing special flashing light signals or light patterns in their day-to-day life. This may also happen to persons who have not previously shown any symptoms of epilepsy or suffered from epileptic seizures.

• Listening to music at a high volume on a regular basis can lead to hearing damage. Set the volume to a low setting before starting to play music. You can then set the volume higher if required.

Danger of fire/burns

• The rechargeable battery is firmly built into the product and cannot and must not be replaced or removed. There is a risk of explosion if the battery is changed incorrectly. The battery should be replaced only with an identical or equivalent type. If the product is faulty, or cannot be recharged, contact a specialist workshop.

• Do not place any naked flames such as burning candles near the product. The product must be kept away from candles and other naked flames at all times to prevent the spread of fire.

• The product contains a lithium-ion rechargeable battery. This battery must not be taken apart, thrown into fire or short-circuited.

• Do not modify and/or deform/heat/dismantle rechargeable batteries. Do not allow damaged rechargeable batteries to come into contact with water.

• Do not place the product in closed cabinets or on shelves with insufficient ventilation. The air circulation must not be impaired by newspapers, tablecloths, curtains, etc. covering the ventilation slots. The product must have at least 5 cm free on all sides.

Material damage

• Do not immerse the product or the USB-C charging cable in water or other liquids. Do not use or charge the product outdoors or in rooms with high humidity.

• Taking the product from a cold place to a warm place may cause condensation to form inside the speaker. Leave the speaker switched off for a few hours.

• Avoid storing, charging and using the product at extreme temperatures and in areas of extremely low air pressure (e.g. at high altitudes).

• Protect the product from intense heat (direct sunlight, heaters, etc.) as well as from dust and moisture.

• Do not drop the product or subject it to other forms of severe physical shock.

• Set the connected sound source no louder than room volume before switching the product on to prevent overload damage to the speaker.

• Avoid direct contact with any magnetised ID cards, phone cards, credit cards, etc. as well as audio tapes, watches, etc. They could become damaged by the built-in magnets in the speakers.


• Do not use any caustic, aggressive or abrasive products for cleaning.

• It cannot be fully ruled out that some varnishes, synthetic substances and types of furniture polish may react adversely with the non-slip material on the feet of the speaker and soften them. To avoid unwanted marks on furniture, place a non-slip mat underneath the product if necessary.

Disposal

The product, its packaging and the built-in rechargeable battery have been manufactured from valuable materials that can be recycled. Recycling reduces the amount of refuse and preserves the environment.

Dispose of the **packaging** at a recycling point that sorts materials by type. Make use of the local facilities provided for collecting paper, cardboard and lightweight packaging.

 **Devices, single-use batteries and rechargeable batteries** marked with this symbol must not be disposed of along with household waste!

You are legally obliged to dispose of old devices separately from household waste. Electronic devices contain hazardous substances and, if stored or disposed of improperly, may cause harm to health and the environment. Information about collection points where old devices can be disposed of free of charge is available from your local authorities. Flat single-use and rechargeable batteries must be handed in at a local authority collection point or returned to a battery retailer. Tape off the contacts of lithium single-use/rechargeable batteries prior to disposal.



Warning! This product contains a rechargeable battery that, for safety reasons, is firmly built into the product. It cannot be removed without destroying the housing. Improper disassembly leads to safety hazards. For this reason, take the device intact to a collection point where the device and battery will be disposed of properly.

Declaration of Conformity

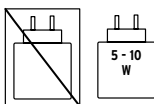
Commaxx BV hereby declares that this product is in compliance with the essential requirements and other relevant provisions of Directive 2014/53/EU at the time of its being placed on the market. The full declaration of conformity can be found at <https://nedis.com/de-de/153597-735804>.

The product is suitable for sale and use in the following countries: Germany, Austria, Switzerland, Czech Republic, Poland, Slovakia, Hungary.

Technical specifications

Model:	735 804
Rechargeable battery:	lithium-ion 3.7 V DC 1800 mAh (tested as per UN 38.3) Watt-hour rating: 6.66 Wh (non-replaceable)
Charging voltage:	5 V  1 A (the  symbol indicates direct current)
Charging time:	approx. 3 hours
Speaker playback time:	approx. 8 hours (at 60% volume, without light)
Light duration:	approx. 8-10 hours (with fully charged battery)
Ports:	USB-C (charging cable)
Impedance:	4 Ω
Power:	5 W
Light source:	LED
IP code:	IPX4
Manufactured by:	Commaxx BV, Wiebachstraat 37, 6466 NG Kerkrade, The Netherlands

The power of the charger must range from a minimum power of 5 watts required by the radio system to a maximum power of 10 watts required to achieve the maximum charging speed.



Bluetooth®

Version:	V5.4 / earlier versions (from 1.1) are compatible, but may not support all functions
Range:	max. 10 m (in open spaces)
Frequency range:	2.402 GHz to 2.480 GHz
Max. transmission power:	2.5 mW
Device standards:	HFP V1.6 / HSP V1.2 / A2DP V1.2 / AVRCP V1.4
Ambient temperature:	+10 to +40 °C

Compatible with

Bluetooth®-enabled smartphones or tablets

Android from 4.3

iOS phones (iOS 7.0 and higher);

iOS tablets (iOS 7.0 and higher)

The **Bluetooth®** word mark and logos are registered trademarks owned by Bluetooth SIG, Inc. and any use of such marks by Commaxx BV is under license.

Information about the built-in rechargeable battery

Manufacturer: Shenzhen Xingzhiyuan Electronic Technology Co Ltd, 1 Building, No 3, Shangxiang West Road, Shangjiao, Chang'an Town, Dongguan City, Guangdong Province, China
Xingzhiyuan@aliyun.com

Rechargeable battery: Li-ion: CXY 18650 1800mAh

Manufacturing date: 12/2025, Made in China

Problems / solutions

No sound: speaker does not work

- Speaker switched off?
- Playback device switched off?
- Is the volume on the speaker or playback device set too low?
- Is the rechargeable battery flat or very low?
Charge the device as described under "Charging the battery".

The sound is frequently interrupted

- Is there too much distance between the playback device and speaker?

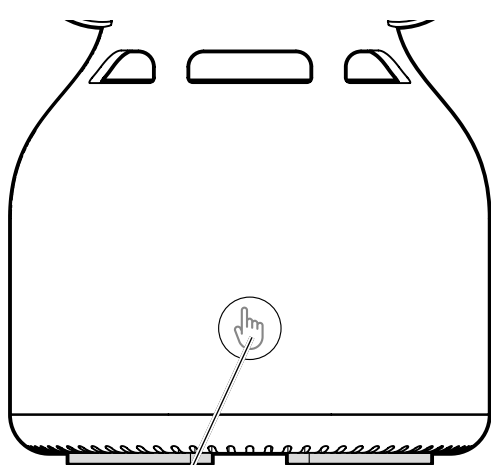
No **Bluetooth®** connection between the speaker and playback device

- Does your playback device support **Bluetooth®**?
Refer to the instruction manual for your device.
- Is **Bluetooth®** deactivated on your playback device?
Check the settings. Activate **Bluetooth®** if necessary. Check whether the speaker appears in the list of found devices. If not, connect the devices again. Place both devices close together. Remove any other radio communication device from the surrounding area.
- Do you require a password for your playback device?
Check the settings.
- Is another device already connected to the speaker?
You must first end the existing connection or switch off the other device before you can establish a new connection on a different device.

Product number: 735 804

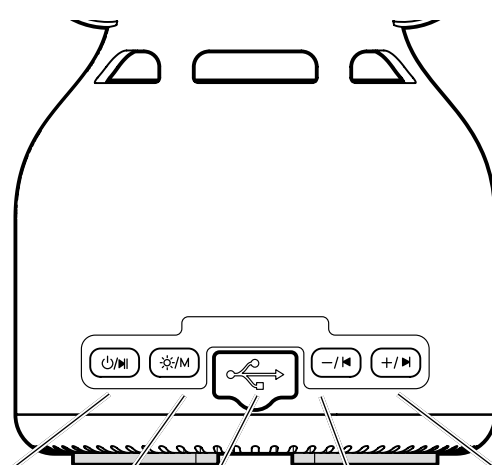
Manufactured by:
Commaxx BV, Wiebachstraat 37,
6466 NG Kerkrade, The Netherlands
support@commaxxgroup.com

Front



Switch the lamp on or off (warm white) / dim the lamp

Back



Switch the speaker on or off / start/interrupt playback



Switch the lamp on or off (continuous colour/ colour change) / select the lamp



Increase volume / skip to next track



Reduce volume / skip to previous track

USB-C connection socket and cover

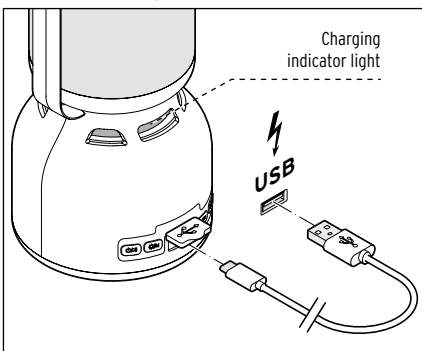
Other parts included (not illustrated):
1x USB-C charging cable

Charging the battery

The rechargeable battery comes in a half-charged state. This is to prevent it from becoming damaged. Charge the battery fully before using the device for the first time.

Charge the battery by connecting the product to the power supply using a suitable mains adapter (not included).

1. Make sure that the speaker is switched off.



Charging indicator light

2. Open the cover of the USB-C connection socket.
3. Connect the USB-C plug of the charging cable supplied to the charging socket on the speaker and the USB-A plug to a USB mains adapter.
4. Insert the mains adapter into a suitable power socket.

The charging indicator light turns red.

The usual charging time for a flat battery is approx. 3 hours. Once the battery is fully charged, the charging indicator light will light up green.

i You can use the speaker while the battery is charging, however, this will increase the charging time slightly.

5. Then, disconnect the speaker from the mains and replace the cover on the USB-C socket.

Information on rechargeable batteries

- Depending on ambient conditions, volume, playback mode and light element mode, playback time may vary.
- To preserve the rechargeable battery's full capacity for as long as possible, you should fully recharge the battery every 2 to 3 months, even if you do not use the product.
- Charge the battery in an environment between +10 and +40 °C.
- The battery will best hold its charge at room temperature. The lower the surrounding temperature, the shorter the playback time.

Turning the lamp unit on/off

Warm white light

- ▷ Tap the button **twice** to switch the lamp on with warm white light.
- ▷ Tap the button **once** to adjust the brightness in three stages (dimmed, normal, bright) before switching the lamp off with a fourth tap.

Continuous light colour/colour change modes

- ▷ Press and hold the button for approx. 3 seconds to switch the lamp on.
- ▷ Press the button briefly to switch between the 7 continuous light colours and the 4 colour change modes.
- ▷ Press and hold the button for approx. 3 seconds to switch the lamp off again.

Establishing a Bluetooth® connection with a mobile playback device

Note and observe the following:

- Some devices require longer to establish a connection; this is not a malfunction.
- In each case, observe the instructions for use for your playback device.
- As a rule, it is only possible to connect the speaker with one playback device at a time.
- You may be required to enter a password. If so, enter **0000**.

Connecting the speaker

1. Press and hold the button for approx. 3 seconds to switch on the speaker. The lamp switches on at the same time.
2. Activate the **Bluetooth®** function on your mobile playback device (e.g. smartphone) and start the device search.
3. Select **TCM 735804** from the list and confirm your selection, if necessary.

As soon as the connection is successfully established, a short melody sounds.

Important:

- If you switch the speaker off, it will automatically connect to last connected mobile playback device when switched back on, provided this device is in the vicinity and switched on, and provided **Bluetooth®** is activated.

Resetting

Electromagnetic interference around the device could lead to malfunctions. If the device does not connect, perform a reset:

1. Press and hold the button for approx. 3 seconds to switch off the speaker.
2. Remove the speaker from the area where you are experiencing electromagnetic interference.
3. Switch the speaker back on again.

Disconnecting a Bluetooth® connection

There can only be one mobile playback device connected to the speaker via **Bluetooth®** at any time. If you would like to connect the speaker to another mobile playback device, you must first disconnect the current mobile playback device.

Two short beeps will sound to confirm.

Proceed as described under "Connecting the speaker".

Use

The speaker can play back music in all standard file formats supported by your playback device.



- It may be necessary to manually activate the A2DP transmission mode on your mobile device. To do this, refer to the instruction manual for your mobile device.
- Depending on the mobile device, it may be the case that starting playback for the first time from the speaker may not be possible. In this case, start playback manually. Pausing and restarting audio playback will then function with every device.

Switching the speaker on and off

▷ Switching on:

Press and hold the button for approx. 3 seconds. The lamp will switch on and a short melody will play. When the speaker then connects to a mobile device (e.g. a smartphone), it will play another melody.

▷ Switching off:

Press and hold the button for approx. 3 seconds until you hear a short melody. The device will switch off.



You can adjust the lighting to suit your preferences or switch it off completely, as described in the section "Turning the lamp unit on/off".

Starting/pausing playback

▷ Begin playback by pressing on the speaker or using your mobile device.

▷ To pause playback at any time, briefly press on the speaker.

▷ To resume playback, briefly press on the speaker again.

Choosing a track

▷ To skip to the next track, briefly press the button once.

▷ To skip back to the previous track, briefly press the button once.

Adjusting the volume

▷ To increase the volume, press and hold the button until you have reached the desired volume. You will hear a beep once the maximum volume has been reached.

▷ To reduce the volume, press and hold the button until you have reached the desired volume. You will hear a beep once the minimum volume has been reached.