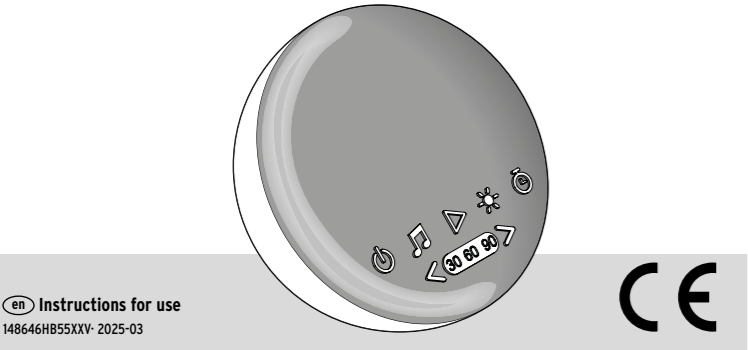


Sound Box with *Bluetooth®* Speaker



en Instructions for use
148646HB55XXV- 2025-03

Safety warnings

Read the safety warnings carefully and only use the product as described in these instructions to avoid accidental injury or damage. Keep these instructions for future reference. If you give this product to another person, remember to also include these instructions.

Intended use

The product is intended as a sleep aid that gradually fades out pre-installed sounds, your own selected music or audio books received via *Bluetooth®* and/or by dimming various mood lights. The built-in light is only suitable for decoration and not lighting whole rooms. The product is designed for private use and is not suitable for commercial purposes. Use the product under moderate climatic conditions only.

DANGER to children

- Children are not aware of the risks involved in handling electronic devices incorrectly. Therefore, keep the product out of the reach of children.
- Keep packaging materials out of the reach of children. They pose several risks, including the risk of suffocation!

DANGER due to electricity

- Do not use the product if it shows visible signs of damage or if it has fallen down.
- Do not make any modifications to the product. Have repairs to the product carried out only by a specialist workshop. Improper repairs can result in considerable risks to the user.
- If you use a mains adapter to power the device (direct drive) or charge it, please note:
 - Use only suitable mains adapters.
 - Do not use a faulty mains adapter and do not attempt to repair such faulty mains adapter.
 - Only connect the device to a properly installed power socket with a mains voltage that complies with the technical specifications of the mains adapter. The device must not be connected to the mains in damp rooms.
 - Disconnect the mains adapter from the power socket if malfunctions occur during use, after use, during thunderstorms and before cleaning the device. Always pull on the mains adapter, not on the connection cable.
 - Do not put any containers filled with liquids, such as vases, on or within close proximity of the product. The container could tip over and the liquid impair the electrical safety of the product. There is a risk of electric shock.

WARNING – damage to health

- Listening to music at a high volume on a regular basis can lead to hearing damage. Set the volume to a low level before starting playback. Raise the volume later if necessary.

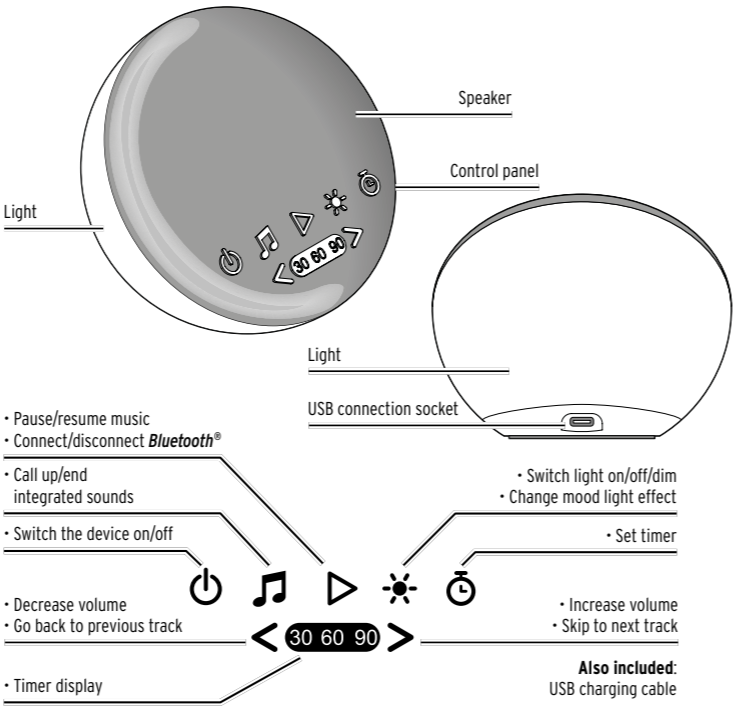
WARNING – risk of burns/fire

- You cannot and must not attempt to replace or remove the built-in rechargeable battery yourself. There is a risk of explosion if the battery is replaced incorrectly. It should be replaced only with an identical battery or one of the same type. If the rechargeable battery is faulty, please contact a specialist workshop.
- Do not place any naked flames, such as burning candles, near the speaker. The product must be kept away from candles and other naked flames at all times to prevent the spread of fire.
- The product contains a lithium rechargeable battery. This battery must not be taken apart, thrown into fire or short-circuited.
- Do not modify and/or deform/heat/dismantle rechargeable batteries. Do not allow damaged rechargeable batteries to come into contact with water.
- Do not operate the product in closed cabinets or on shelves with insufficient ventilation. The air circulation must not be impaired by newspapers, tablecloths, curtains, etc. covering the ventilation slots. The product must have at least 5 cm free on all sides.

NOTICE – material damage

- Do not immerse the product in water or other liquids. Also protect it from drips and splashes of water.
- Taking the product from a cold place to a warm place may cause condensation to form inside. In this case, leave the device switched off for a few hours.
- Avoid storing, charging and using the product at extreme temperatures and in areas of extremely low air pressure (e.g. at high altitudes).
- Do not drop the product or subject it to other forms of severe physical shock.
- Never open or remove any part of the speaker casing. Do not insert any objects into the openings in the casing.
- Protect the product from intense heat (direct sunlight, heaters, etc.) as well as from dust and moisture.
- Avoid direct contact with any magnetised ID cards, phone cards, credit cards, etc. as well as audio tapes, watches, etc. They could become damaged by the built-in magnets in the speaker.
- The built-in LEDs cannot and must not be replaced.
- Do not use any caustic, aggressive or abrasive products for cleaning.
- It cannot be fully ruled out that some varnishes, synthetic substances and furniture polishes may react adversely with the non-slip material of the feet and soften them. To avoid unwanted marks on furniture, place a non-slip mat underneath the product if necessary.

At a glance (features)



Prior to first use

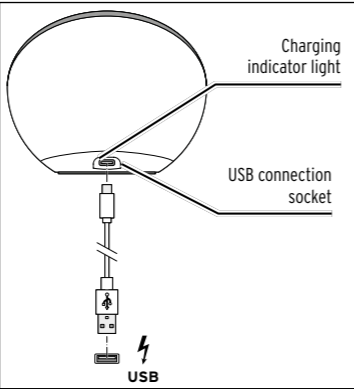
You will need a USB mains adapter (not included), see technical specifications, or a permanently installed USB mains connection.

Direct drive function

The device can be operated on battery or mains power. If the device is used during charging, the time required to charge it will increase accordingly.

Charging the battery

To avoid damage to the built-in rechargeable battery, it is only half charged upon purchase. Charge the battery fully before using the device for the first time.



1. Plug one end of the USB charging cable into the USB charging socket on the device and the other end into a suitable USB mains adapter.
2. Insert the mains adapter into a suitable power socket. The charging indicator light lights up red. The usual charging time for a flat battery is approx. 3-4 hours. Once the rechargeable battery is fully charged, the charging indicator light will go out.

Information on rechargeable batteries

- Depending on environmental conditions, volume settings, etc. the device has an playback time of ...
 - ... approx. 4-5 hours (at 60% volume, with light).
 - ... approx. 7 hours (at 60% volume, without light)
- To preserve the rechargeable battery's full capacity for as long as possible, you should fully recharge the battery every 2 to 3 months, even if you do not use the product.
- Charge the battery in an environment between +10 and +40 °C.
- The battery will best hold its charge at room temperature. The lower the surrounding temperature, the shorter the playback time.
- The battery needs to be charged if you hear a beep every 30 seconds.

- If you connect the sound box to a PC for charging, make sure you take all the usual measures to back up your data. Data transfer is not possible with the enclosed data cable.

Use

Switching the device on and off

▷ Switching on:

Press and hold the button (for approx. 2 seconds), until the light goes on and several beeps are heard - the *Bluetooth®* mode is automatically activated.

▷ Switching off:

Press and hold the button (for approx. 2 seconds), until a beep is heard and - if the light was on - the light goes off.

Automatic switch-off function

In order to avoid any unnecessary power consumption, the speaker comes with an automatic switch-off function, which automatically switches the device off after approx. 10 minutes without a signal.

Selecting pre-installed sounds

The device comes pre-installed with 10 different sounds, designed to induce sleep - e.g. the sound of the sea, birdsong, piano music, rain, etc.

1. To switch the sound mode **on or off**, briefly press the button. A short beep will sound.

2. Press ...

- ▷ **briefly to increase** the **volume** in steps. You will hear a beep once the maximum volume has been reached.
- ◀ **briefly to decrease** the **volume** in steps.
- ▷ **for longer** to skip to the **next** sound.
- ◀ **for longer** to go back to the **previous** sound.
- ▷ **briefly to pause** or **resume** playback.

Selecting the sleep light

You can choose between 12 different mood light effects - or activate an automatic light change.

1. To turn the light on or off, **double-press** the button.

2. To switch to the **next** mood light effect, **briefly** press the button.

3. To **dim** the light in four stages (100% - 80% - 50% - 0%), **press and hold** the button. Please note: If you have dimmed the light to "0%", you will need to keep the button pressed for approx. 2 seconds to set the light to 100% again. This **cannot** be achieved with a double-press.

Timer: selecting the sleep timer

You can choose between 30 - 60 - 90 minutes sleep time ().

▷ **Briefly** press the button repeatedly until the required sleep time lights up on the timer display or until the timer is switched off (times do not light up at all).

Establishing a *Bluetooth®* connection with a mobile playback device

Independently of the timer, you can also use the device as a *Bluetooth®* speaker. If you use the timer, it switches the sound box off after the selected time. Depending on how your playback device (e.g. smartphone) is set, it will also go into sleep mode.

Please observe and note the following:

- Some playback devices require longer to establish a connection; this is not a malfunction.
- In each case, please observe the instructions for use of your playback device.
- It is only ever possible to connect the speaker with one playback device at a time.
- You may be required to enter a password. If so, enter **0000**.

Connecting to a device

If the device is switched off:

1. **Press and hold** the button (for approx. 2 seconds), until the light goes on and several beeps are heard - the *Bluetooth®* mode is automatically activated.
2. Activate *Bluetooth®* on your playback device (e.g. smartphone) and start the device search.
3. Select **TCM 718291** from the list and confirm if necessary.

As soon as the connection has been established, a short beep will sound.

Please note:

If you switch the speaker off, it will automatically connect to last connected device when switched back on, provided this device is in the vicinity, switched on and *Bluetooth®* is activated.

Reset

Electromagnetic interference around the device could lead to malfunctions.

If the device does not connect, do a reset:

1. Remove the device from the area where there is electromagnetic interference.
2. Switch the device off and then back on.

Disconnecting / establishing a *Bluetooth®* connection when device is switched on

▷ If you want to **disconnect** or **reconnect** to the playback device while the device is on, **press and hold** the button. A beep will sound.

Playing music

The device can play back music in all standard file formats supported by the playback device. The device also supports the A2DP transmission standard. This standard, which is supported by most common smartphones, was specifically designed in order to transmit stereo audio signals wirelessly via *Bluetooth®*. Please note: It may be necessary to manually activate the A2DP transmission mode on your smartphone. Refer to the instruction manual for your playback device.

Starting / pausing / resuming / stopping playback

1. Start playback directly on the playback device.
2. On the sound box, press ...
 - ▷ **briefly to increase** the **volume** in steps. You will hear a beep once the maximum volume has been reached.
 - ◀ **briefly to decrease** the **volume** in steps.
 - ▷ **for longer** to skip to the **next** song.
 - ◀ **for longer** to go back to the **previous** song.
 - ▷ **briefly to pause** or **resume** playback.
3. Stopping playback completely is done on the playback device.

For incoming phone calls ...

If you have connected your smartphone to the device via *Bluetooth®*, the ringtone is also transmitted to the sound box.

You can only accept or reject the call on the smartphone itself, not on the sound box.

If you accept the call, the sound box is muted and the call is not transmitted.

Once the call has ended, playback via the sound box is automatically resumed as soon as your smartphone app also resumes playback.

Problems / solutions

No light

- Is the light dimmed down to 0%?
Press and hold the button once to turn the light up to 100%.

No sound

- Is the volume on the sound box or playback device set too low ?
- Is the battery flat or is the charge too low? Charge the battery.
- Is the device connected via *Bluetooth®* and a call is coming in?

The sound is frequently interrupted

- Is there too much distance between the playback device and the sound box?

Technical specifications

Model:	718 291
Rechargeable battery:	Lithium ion, 3.7 V DC 1800 mAh, Watt-hour rating: 6.66 Wh (tested as per UN 38.3 / non-replaceable)
Charging voltage:	5 V 1 A (the symbol indicates direct current)
Charging time:	approx. 3-4 hours
Playback time:	4-5 hours (at 60% volume, with light) approx. 7 hours (at 60% volume, without light)

Speaker	≥ 75 dB
Signal-to-noise ratio (SNR):	4 Ω
Impedance:	5 W
Power:	V5.3 / earlier versions (from 1.1) are compatible, but may not support every function
Version:	max. 10 m (in open spaces)
Range:	5 W
Output:	2.402 GHz to 2.480 GHz
Frequency range:	2.5 mW
Max. transmission power:	HFP V1.6 / HSP V1.2 / A2DP V1.2 / AVRCP V1.4
Device standards:	LEDs
	+10 to +40 °C
Light source:	Commaxx BV
Ambient temperature:	Wiebachstraat 37
Manufacturer:	6466 NG Kerkrade
	The Netherlands
	tchibo@lenco.com

Compatible with	V5.3 / earlier versions (from 1.1) are compatible, but may not support every function
<i>Bluetooth®</i> smart-enabled smartphone or tablet	max. 10 m (in open spaces)
Android from 4.3	5 W
• iOS phones (iOS 7.0 and higher);	2.402 GHz to 2.480 GHz
• iOS tablets (iOS 7.0 and higher)	2.5 mW

Compatible with

Bluetooth® smart-enabled smartphone or tablet

Android from 4.3

- iOS phones (iOS 7.0 and higher);
- iOS tablets (iOS 7.0 and higher)

Additional information about the inserted battery:

Manufacturer:
Shenzhen Chuangxingyuan Electronics Technology Co., Ltd.

Address:
Room 501, 5th Floor, block A,
Huafeng Internet Creative Park,
No. 107 Gonghe Industrial Road, Xixiang,
Bao' an District, Shenzhen, Guangdong, China

- The *Bluetooth®* word mark and logos are registered trademarks of Bluetooth SIG, Inc. and any use of such marks by Commaxx BV is under license.
- Android, Google Play and the Google Play logo are trademarks of Google Inc.

Declaration of Conformity

Lenco Benelux BV hereby declares that this product is in compliance with the essential requirements and other relevant provisions of Directive 2014/53/EU at the time of its being placed on the market.

The complete Declaration of Conformity can be found at https://commaxx-certificates.com/doc/718291_doc.pdf

The product is suitable for sale and use in the following countries: Germany, Austria, Switzerland, Czech Republic, Poland, Slovakia.

Disposal

The product, its packaging and the built-in rechargeable battery have been manufactured from valuable materials that can be recycled. Recycling reduces the amount of refuse and preserves the environment. Dispose of the **packaging** at a recycling point that sorts materials by type. Make use of the local facilities provided for collecting paper, cardboard and lightweight packaging.

Devices, single-use batteries and rechargeable batteries marked with this symbol must not be disposed of along with household waste!

You are legally obliged to dispose of old devices separately from household waste. Electronic devices contain hazardous substances and, if stored or disposed of improperly, may cause harm to health and the environment. Information about collection points where old devices can be disposed of free of charge is available from your local authorities.



www.tchibo.de/instructions
(Please enter the product number in the box labelled "Bedienungsanleitungssuche" and click on "Suchen".)

Product number: 718 291