

Electric bottle and drinking glass brush

Product number: 726 571

Made exclusively for:
Tchibo GmbH, Überseering 18, 2297 Hamburg, Germany

Dear Customer

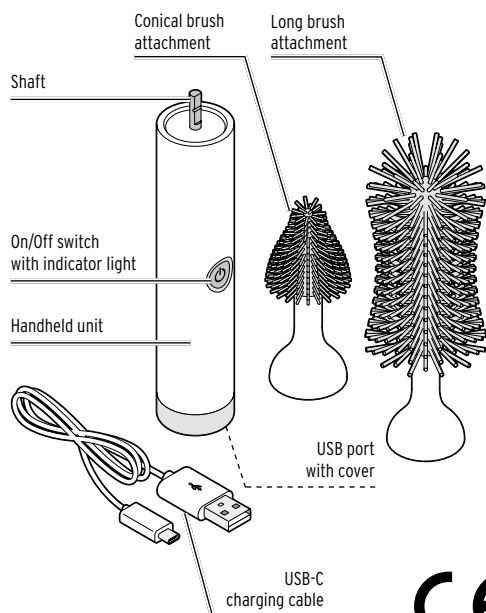
Do you find yourself washing up the glasses during or after a party?
No problem!

Your new bottle and drinking glass brush will make that job a lot easier.
Thanks to the cone-shaped brush attachment, you can easily remove dirt from the corners and edges.

We hope you enjoy using your new bottle and drinking glass brush.

Your Tchibo Team

At a glance (contents)



For your safety

This product is equipped with safety features. Nevertheless, read the safety warnings carefully and only use the product as described in these instructions to avoid accidental injury or damage. Keep these instructions for future reference. If you give this product to another person, remember to also include these instructions.

Intended use

The electric bottle and drinking glass brush is designed for cleaning suitable bottles, drinking glasses, baby bottles and teats, etc. It is not suitable for body care or pet care.

The product is designed for private use and is not suitable for commercial purposes.

Danger to children and people with limited ability to operate appliances

- This appliance can be used by children aged 8 and over and by people with reduced physical, sensory or mental capabilities or a lack of experience and/or knowledge, provided they are supervised or have been trained in the safe use of the appliance and understand the potential dangers.
- Children must not be allowed to play with the appliance.

- Children must not be allowed to clean the appliance unless they are over 8 years of age and supervised while doing so. This appliance is maintenance-free.

- Keep the appliance and charging cable out of the reach of children under the age of 8.

- Keep packaging materials out of the reach of children. They pose several risks, including the risk of suffocation!

Danger due to electricity

- The product is suitable for use in the kitchen and complies with protection type IPX7. This means that, **as long as the USB port cover is closed**, the product is protected against water ingress when **briefly** immersed in water. However, do not immerse the handheld unit in water or other liquids **for longer than this. Never** leave it lying in the water. Water must not get into the electronic parts from underneath.

- The charging cable must not be kinked or crushed. Keep the charging cable away from hot surfaces and sharp edges.

- If the appliance itself or the charging cable is visibly damaged or if the appliance has been dropped, do not operate it and do not connect it to the mains for charging.

- Do not make any modifications to the product. Have repairs to the product carried out only at a specialist workshop.

- Only use the original attachments.

Danger due to electricity when charging the battery

- The product must only be charged in dry, indoor rooms. Do not touch the mains adapter with wet hands.

- Do not charge the product near water. The product must not come into contact with water or other liquids while it is connected to the power supply. Do not submerge the product in water or other liquids while it is charging, as this poses a risk of electric shock.

- Only use suitable mains adapters for charging (not included) and only the enclosed charging cable. Do not use or attempt to repair a faulty mains adapter.

- For charging, only connect the appliance to a properly installed power socket with a mains voltage that complies with the technical specifications of the mains adapter used. The power socket used must be easily accessible so that the mains adapter can be removed quickly if necessary.

- Remove the mains adapter from the power socket if malfunctions occur during charging, during thunderstorms and before cleaning the product.

Warning - risk of fire/explosion

- The product contains a lithium-ion rechargeable battery. Rechargeable batteries must not be taken apart, thrown into fire or short-circuited. Do not modify and/or deform/heat/dismantle rechargeable batteries.

- Do not allow damaged rechargeable batteries to come into contact with water.

- You cannot and must not remove or replace the integrated rechargeable battery yourself. There is a risk of explosion if the battery is replaced incorrectly. When replacing the battery, use only a battery of an identical or equivalent type. If the rechargeable battery is defective, contact a specialist workshop.

- The product becomes warm while charging. Do not cover the product.

- Do not charge the product in the vicinity of any explosive gases.

Material damage

- Do not use the product on sensitive surfaces which are not suitable to be treated with the bottle and drinking glass brush. Vehicle paintwork, for example, may be damaged.

- Protect the product from impacts, falls, dust, direct sunlight and extreme temperatures.

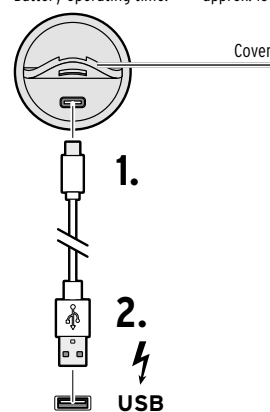
- Do not use any caustic, aggressive or abrasive products for cleaning items with the brush or for cleaning the brush itself.

Charging the battery

The battery needs recharging before using the appliance for the first time and when it slows down during operation and the indicator light in the On/Off switch starts to flash.

- The appliance cannot be used during charging.
- To save power, unplug the USB mains adapter from the power socket after charging.
- To preserve the rechargeable battery's full capacity for as long as possible, you should fully recharge the battery every 2 to 3 months, even if you do not use the product.

Charging time: approx. 3 hours
Battery operating time: approx. 150 minutes

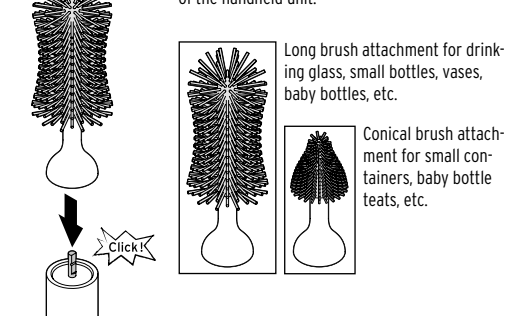


- Unplug the mains adapter from the power socket and the charging cable from the handheld unit.
- Fold the cover back down and press it carefully into place to prevent moisture from entering.

Use

- Clean the brush attachments prior to first use as described in the "Cleaning the appliance" chapter.

- Attach the desired brush attachment to the shaft of the handheld unit.



- Press the On/Off switch ...
... **1x** = The brush attachment rotates slowly.
... **2x** = The brush attachment rotates quickly.
... **3x** = To turn the appliance off.
- Clean the drinking glasses, bottles, etc. If possible, only immerse the brush attachments in water, not the handheld unit.
Move the bottle and drinking glass brush up and down a little when washing. Do not apply too much pressure as otherwise the appliance will stop.

- If the appliance stops and the indicator light in the On/Off switch flashes, the battery needs recharging. Switch the appliance off and recharge the battery before using the appliance again.

Cleaning the appliance

- ▷ Clean the appliance after each use as follows:
 - If attached, remove the brush attachment from the handheld unit.
 - Wash the brush attachments in warm water with a little mild washing-up liquid.
 - Wipe off the handheld unit with a slightly damp, lint-free cloth. The cover must be firmly closed for the entire process.
 - Allow all the parts to dry completely before using the appliance again, storing it or charging the battery.

Technical specifications

Model:	726 571
Rechargeable battery:	lithium-ion, 3.7 V DC 1500 mAh
(non-replaceable)	Watt-hour rating: 5.55 Wh
(tested as per UN 38.3)	Manufacturer: Ningbo Ivneng lithium battery technology CO.,LTD., 220 Jiangning Road, Jiangkou Street, Fenghua, 315504 Ningbo, Zhejiang, PEOPLE'S REPUBLIC OF CHINA
Charging time:	approx. 3 hours
Battery operating time:	approx. 150 minutes
Power:	3-9 W
IP code:	IPX7 (when the USB port cover is closed, the appliance is protected against the ingress of water during brief immersion in water)
Ambient temperature:	+10 to +40 °C

Made exclusively for: Tchibo GmbH, Überseering 18, 22297 Hamburg, Germany

In the course of product improvement, we reserve the right to make technical and optical modifications to the product.

Disposal

The product, its packaging and the built-in rechargeable battery have been manufactured from valuable materials that can be recycled. Recycling reduces the amount of refuse and preserves the environment.

Dispose of the **packaging** at a recycling point that sorts materials by type. Make use of the local facilities provided for collecting paper, cardboard and lightweight packaging.

Appliances, single-use batteries and rechargeable batteries marked with this symbol must not be disposed of along with household waste!

You are legally obliged to dispose of old appliances separately from household waste. Electronic appliances contain hazardous substances and, if stored or disposed of improperly, may cause harm to health and the environment. Information about collection points where old appliances can be disposed of free of charge is available from your local authorities. Flat single-use and rechargeable batteries must be handed in at a local authority collection point or returned to a battery retailer. Tape off the contacts of lithium single-use/rechargeable batteries prior to disposal.

Warning! This appliance contains a rechargeable battery that, for safety reasons, is firmly built into the appliance and cannot be removed without destroying the casing. Improper disassembly leads to safety hazards. For this reason, take the appliance intact to a collection point where the appliance and battery will be disposed of properly.