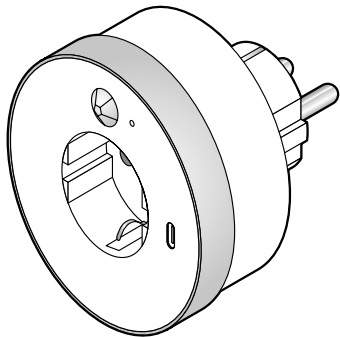




# LED Night Light with Socket and USB-C Port



 Instructions for use

Tchibo GmbH D-22290 Hamburg · 150962FV01X00XVI

## Dear Customer

Your new night light will help you find your way in the dark. No more troublesome groping for the light switch or bumping your toes in the dark – the motion detector will automatically switch the night light on when you need it. You can choose between 3 different brightness levels. Thanks to the integrated socket, it will not take up the sockets in your home and the additional USB-C port lets you connect and charge any USB-operated devices.

## Your Tchibo Team



[www.tchibo.de/instructions](http://www.tchibo.de/instructions)  
(Please enter the product number in the box labelled “Bedienungsanleitungssuche” and click on “Suchen“.)

---

## Safety warnings

Read the safety warnings carefully and only use the product as described in these instructions to avoid accidental injury or damage. Keep these instructions for future reference. If you give this product to another person, remember to also include these instructions.

## **Intended use**

The night light is intended for use in dry indoor rooms as a visual and orientational aid when it is dark.

It is not suitable for use in commercial buildings.

With the USB-C port and a connecting USB cable, you can charge up mobile devices up to max. 5 V, 1 A which are suitable for this purpose and have the necessary USB connection.

The USB-C port is only suitable for charging personal electronic devices (smartphones, tablets, powerbanks, etc.) and AV accessories (headphones, loudspeakers, etc.).

## **Danger to children**

- Children are not aware of the risks involved in handling electronic devices incorrectly. Therefore, keep children away from the product.
- Keep the packaging materials out of the reach of children. They pose several risks, including the risk of suffocation!

## **Danger due to electricity**

- Do not expose the night light to moisture, or drops or splashes of water, as this poses a risk of electric shock.

- The night light should only be connected to a properly installed power socket with earthed contacts that complies with the technical specifications of the night light.
- Unplug the night light: during a storm, if a malfunction occurs during use, if you do not intend to use it for a while and before cleaning it.
- Do not make any modifications to the product. Due to the extremely long service life of the light-emitting diodes (LEDs), it is not necessary to replace them. They cannot and must not be replaced. The LEDs are firmly built into the light and must not be replaced by the customer. You may damage the night light if you open it.

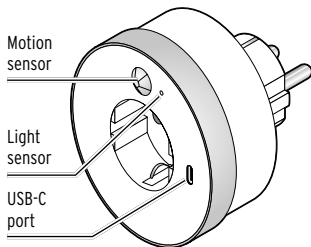


- In order to prevent hazardous situations, the LEDs in the night light may only be replaced by the manufacturer, its customer care service or a similarly qualified person.
- Do not use the night light if it shows any visible signs of damage or has been dropped.
- Do not plug any more night lights or any sockets into the night light. Do not insert any needles or other metallic objects into the socket.

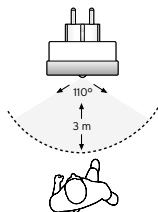
## **Material damage**

- If required, switch off the mobile device you want to charge before connecting it. Refer to the safety warnings for the device you would like to charge.
- Do not use any caustic, aggressive or abrasive products for cleaning. Dust the night light with a soft, dry cloth.

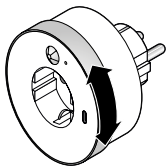
## Use



- ▷ Plug the night light into an earthed power socket, making sure that the light sensor and the motion sensor are at the top.



If someone moves into the field covered by the motion sensor during dusk or when it is dark, the night light will switch on. If the night light does not detect any further movement within the next approx. 20–30 seconds, it will automatically switch itself off again.



- ▷ Turn the dial clockwise or anti-clockwise to select one of the three brightness levels.




- The night light is only completely disconnected from the electricity supply when it is unplugged!
- If you plug a device into the integrated socket, make sure that the motion sensor and light sensor are not covered.

## Disposal

Dispose of the **packaging** at a recycling point that sorts materials by type. Make use of the local facilities provided for collecting paper, cardboard and lightweight packaging.





**Devices** marked with this symbol must not be disposed of along with normal household waste!

 You are legally obliged to dispose of old devices separately from household waste. Electronic devices contain hazardous substances and, if stored or disposed of improperly, may cause harm to health and the environment. Information about collection points where old devices can be disposed of free of charge is available from your local authorities.



## Technical specifications

Model:	726 565
Mains voltage:	230 V ~ 50 Hz
Protection class:	I 
LED rated power:	0.5 W
Socket:	250 V ~, 16 A, max. 3600 W
Light duration:	approx. 20–30 seconds
Detection angle:	approx. 110°
Motion sensor range:	3 m
USB-C port:	5 V  1 A
Ambient temperature:	+10 to +40 °C
Made exclusively for:	Tchibo GmbH, Überseering 18, 22297 Hamburg, Germany

In the course of product improvement, we reserve the right to make technical and optical modifications to the product.



---

**Product number: 726 565**

---