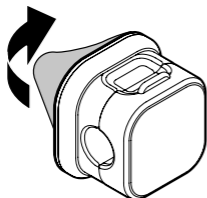


en Instructions for use

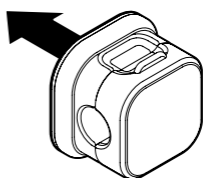
Observe the following instructions to ensure that the cable holders adhere properly to the chosen surface:

1.



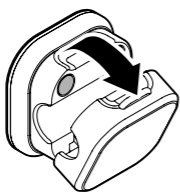
Remove the protective film from the adhesive pad.

2.



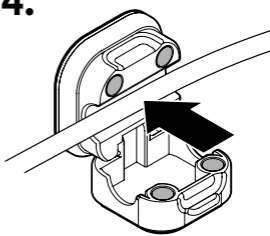
Position the cable holder and press it firmly in place for approx. 10 seconds. After approx. 30 minutes, press it in place again for approx. 10 seconds. After a further 24 hours, the cable holder is ready for use.

3.



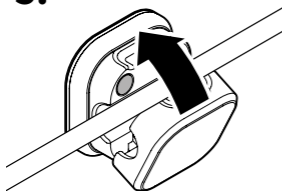
Open the cable holder.

4.



Insert the cable.

5.



Close the cable holder - all done!

Important information

- Keep small children out of the reach of the cable holders.
- Magnets can potentially impair the function of pacemakers and affect the correct position of endoprostheses in the body. It is therefore important that you keep the product away from your body.
- The integrated magnets make it easy to open and close the cable holders, while at the same time holding the inserted cable securely in place. Should any of the magnets come loose, keep them out of the reach of children. If magnets are swallowed or inhaled, seek medical advice immediately. Magnets connecting inside the body can cause serious injuries.
- Keep cards with magnetic strips, e.g. credit cards, debit cards, etc. away from the cable holders and their magnets. The cards could become damaged. You should also keep magnetic memory storage media and any devices that could be affected or functionally impaired by magnetism away from them.
- The adhesive pad on the back of the cable holder adheres to all smooth, flat surfaces, such as mirror or glass surfaces, tiles, etc. Do not affix the pad over joints or other irregularities. The adhesive pad will not adhere to a textured or painted surface or to an oiled wooden surface. For the adhesive pad to hold well, the surface must be free of dust, grease, silicone, limescale and other dirt and must be dry.
- The best adhesive strength can be attained at temperatures between 23 °C and 40 °C.
- The adhesive pad can only be used once and is intended for permanent attachment.
- The adhesive pad can be removed from the above-mentioned suitable surfaces without leaving any residue. Attaching it to wallpaper is not recommended. Avoid colour-sensitive areas.
- From time to time, check to see that the cable holders are still firmly mounted.
- Protect the cable holders from strong heat and direct sunlight.
- The cable holders can hold up to max. 500 g each. Do not overload the holders. Only attach cables to them.