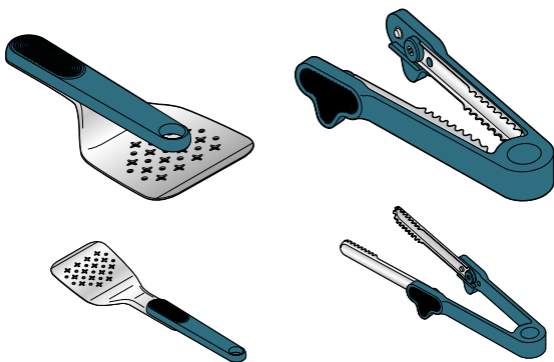


 Tchibo

# Kitchen utensil set



## Dear Customer

Your new set of handy kitchen utensils consists of a spatula and pan tongs, both of which can be folded up to save space. This makes them the ideal companions for when you're out and about, like your next barbecue or camping trip.

We hope you will enjoy using this product.

## Your Tchibo Team

---

**Product number: 735 060**

---

Made exclusively for:  
Tchibo GmbH, Überseering 18,  
22297 Hamburg, Germany

Product information:  
[www.tchibo.de/instructions](http://www.tchibo.de/instructions)



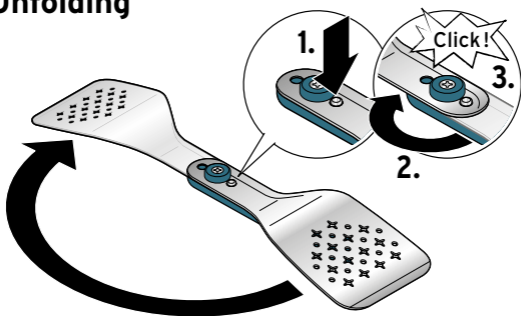
## Important information concerning use and cleaning

- The plastic handles of the utensils are temperature resistant up to +210 °C. When using oil, this temperature may be exceeded under certain circumstances.

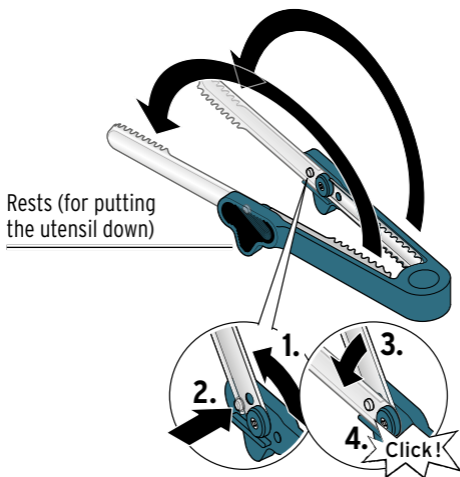
**For this reason, never leave kitchen utensils with plastic handles in or on the edge of a hot pan or pot.**

- Only use the kitchen utensils in uncoated cookware. They are not suitable for use in coated cookware, as the stainless steel parts may scratch the non-stick coating.
- **Before using the kitchen utensils, ensure that the plastic handles are firmly engaged in the unfolded position.**
- Do not allow food remnants to remain on the kitchen utensils for longer periods. Always wash them immediately after use and only use a mild washing-up liquid to do so.
- These utensils are also dishwasher-safe. Take them out of the dishwasher as soon as possible after cleaning and dry them thoroughly if they are still wet.
- Do not use any caustic, aggressive or abrasive products for cleaning.
- Minute rust particles from pots and pans or damaged dishwasher racks often accumulate on metal parts and appear as rust stains. Remove these stains with a metal care product to prevent them from spreading.

## Unfolding



- ▷ Press the locking tab in (1.), then unfold the spatula completely (2.) until the locking tab engages (3.).



- ▷ Unfold the tongs until they contact the locking tabs (1.), press the locking tabs in (2.), then unfold the tongs fully (3.) until the locking tabs engage (4.).

**To save space when not in use**, release the stainless steel parts from their locking positions and return them to their folded positions.